




**WACKER  
NEUSON**  
*all it takes!*

# Concrete technology



## Your reliable solution provider

We offer customers worldwide a comprehensive product range of construction machines and equipment, spare parts and services. Since the beginnings of our company in 1848, the Wacker Neuson brand has stood for reliability and innovative strength. Companies in the main construction industry, gardening and landscaping, industry and municipalities, among other sectors, rely on the innovative solutions from Wacker Neuson.

Wacker Neuson – **all it takes!**



## Our services

When you need us, we are there. We not only advise you during the purchase of a machine, but also afterwards. You can trust our expert and quick support. Find out about our extensive services for construction machines and construction equipment. With our widespread sales and service network, we are always close by.

Experience more:  
[wackerneuson.com/services](https://wackerneuson.com/services)



## Contents.

<b>Internal vibrators</b>	<b>6</b>
<b>External vibrators</b>	<b>12</b>
<b>Vibratory tables</b>	<b>14</b>
<b>Frequency converters</b>	<b>15</b>
<b>Wet screed</b>	<b>18</b>
<b>Rebar tier</b>	<b>18</b>
<b>Technical data</b>	<b>19</b>

## The world of construction relies on the expertise of Wacker Neuson.

You would be surprised if you knew how many concrete construction sites around the world had the expertise of Wacker Neuson behind them - among them are also many showcase projects worldwide, which have attracted attention, like the 36-kilometer long Hong Kong Zhuhai bridge, the extension of the Panama Canal or the Burj Khalifa in Dubai.

Are you planning a big project? We are happy to assist you in all phases of your projects – whether in bridge construction, building construction or special construction, in tunnel- or lock construction – and no matter whether as a supplier or a builder.



# CONCRETE SOLUTIONS



You can find more information about the concrete specialists of Wacker Neuson at:  
[www.wackerneuson.com/concretesolutions](http://www.wackerneuson.com/concretesolutions)

## The concrete specialists: Cooperative. Advisory. Professional.



### Precast concrete parts.

In the precast concrete division, flexibility, individual and economic solutions are important. We provide you with comprehensive support in equipment planning and develop vibration and control solutions that are tailored to your processes.

Our services for precast concrete parts factories:

- Consultation and planning of vibration and control systems
- Creation of economical concepts and process optimizations
- Support during commissioning
- Country and application-specific product versions



### In-situ concrete casting job sites.

Large projects present great demands in terms of planning, implementation, and the quality of the concrete consolidation. With many years of experience from many international concrete projects, you have the concrete specialists of the world available to you.

Our services for large construction sites:

- Project-related consolidation solutions using job site execution planning
- Accompanying concreting in-situ
- Special vibration solutions for in-situ concrete




## CONCRETec

### ConcreTec - Concrete consolidation was never this easy.

With ConcreTec, you can simply and transparently compact concrete finished parts in a reproducible quality.

ConcreTec is a data-based assistance system for concrete consolidation. The plant operators receive objective information in real-time during the compaction procedure and the consolidation progression. The underlying consolidation model not only considers the geometry of the concrete component, but also the properties of the fresh concrete. In addition, information about the current process variables, such as vibration strength and frequency, is incorporated into the model during the consolidation process.

## Portable internal vibrator system.

The ACBe (battery converter backpack) is a portable high-frequency internal vibrator system with battery drive. As a result, concrete consolidation is made safer for the operator, more comfortable and more environmentally-friendly:

### Comfort

- Lighter, more ergonomic battery backpack with compact dimensions
- Starts with a push of a button
- No emissions when compared with the gasoline engine backpack

### Versatility

- Battery One battery can be used for all zero emission construction equipment
- Protective hose lengths of 1.5 m, 3 m, and 5 m available
- Selection of three head diameters: 38 mm, 45 mm, and 58 mm

### Performance

- High-performance electric motor with stable speeds
- Outstanding consolidation results thanks to high-frequency operation with stable rpm
- Quiet in operation
- Independence from external power sources



**BATTERYONE**



### Quality

- Ergonomic Deuter carrier system
- Sturdy, maintenance-free electric motor
- Made in Germany – high quality standard, high performance and service life
- The front third of the vibrator head is tempered

### Efficiency

- Safe working, as no trip-hazards are caused and no cables lie in the wet concrete
- Freedom of movement
- No need to use converters or to lay cables



#### Loading and transporting with a system:

the battery and battery charger are safely stowed in practical Systerainer boxes.



#### Versatile:

Battery One is a manufacturer-independent battery system with batteries that can also be used in the battery converter backpack ACBe.



#### One for all:

easy to change and can be used for a variety of construction equipment.



#### More safety on the construction site:

no long power cables landing in wet concrete or becoming a trip-hazard.



#### Maximum freedom of movement:

with the ACBe, you have everything you need for concrete consolidation.

# Internal vibrators for any requirement: the Basic and Advanced line.

Powerful internal vibrators are indispensable in consolidation. The Wacker Neuson equipment provide the best work results here: with motors specially developed for application in fresh concrete, the durable and sturdy equipment compact extremely reliably and offer a high level of safety during any step of the work.

## Basic line: for simple working comfort

Efficiency that will surprise you: The modular HMS series can be individually configured to meet your needs exactly.

- High-performance electric motor with stable speeds
- Very good operating weight
- Long service life of the carbon brushes of up to 500 operating hours

**1. Flexible shaft:** Steel mesh ensures a high kink resistance.

**2. Vibrator head:** Good consolidation performance with high wear resistance and long service life thanks to the induction-hardened vibrator head.

**3. Drive motor:** Optionally with a gasoline engine or electric motor in different power classes, with easy-to-operate quick disconnect coupling and efficient air filter.



## Advanced line: for all standard applications

Thought-out equipment concept in a robust design: the model lines IE and IEC by Wacker Neuson offer reliable concrete consolidation performance.

- Two model series available: IEC with converter, IE without converter
- High-frequency technology for good results in concrete compaction
- Sturdy quality with a good cost/benefit ratio
- Choose from three head sizes and hose lengths



**High level of operating comfort:** the drive unit generates a high performance with low weight.



**Economical solution:** with a modular system for optimally compacted concrete with the Basic line HMS.



Durable and low-wear vibrator heads, additionally tempered in the bottom third

Vibrator head length (mm)	345	382	400
Vibrator head diameter (mm)	38	45	58
Protective hose length	IE and IEC: max. 10 m		

**Three head sizes** available in the Advanced line.

# The Premium lines.

Even under tough conditions, these high-frequency internal vibrators of the Premium lines will convince you with an all-round consistently high consolidation performance. Due to the workmanship of the high-quality and sturdy components, these internal vibrators are particularly durable.

## Internal vibrator IRFU and IRSE-FU

- Integrated frequency converter enable independent application
- Trouble-free service, even with generators and fluctuating input voltages
- Potted electronic components make the converter wear-free
- Integrated thermal overload protection breaker
- Fully tempered vibrator head
- Ergonomic, low-vibration handle
- Versions available with extremely durable, cured-on rubber cap, ideal for protecting the formwork



## Internal vibrators IREN and IRSEN

- Ergonomic, low-vibration handle (IRSEN)
- Integrated thermal overload protection breaker
- Fully tempered vibrator head
- Very powerful, high-frequency internal vibrator available in a variety of model sizes
- High-performance electric motor with stable speeds
- Versions with utmost durable, cured-on rubber cap available



## Battery-powered internal vibrator ACBe (see page 6/7)

- Complete system with converter and battery in a backpack



## Modular internal vibrator system IRFUflex

Maximum flexibility and reduced costs: With the IRFUflex series, the vibrator head can be changed in just a few steps. The modular system with its easy-to-use coupling makes this possible.

- Reduced acquisition and maintenance costs due to interchangeable parts
- Coupling point for quickly screwing the vibrator head part on and off
- Vibrator head options with and without rubber nose cap available

**Flexible modular series for optimal consolidation:**  
The converter part can be combined with 4 different vibrator head parts (diameter 30-58 mm) in any hose lengths up to 10 m.



## RFU, IRSE-FU and IRFUflex with Bodyguard®

The Bodyguard continually monitors the flow of current. As a result, it offers safer operation even at voltages above the protective low voltage range.


- For a simple connection to any power source
- Optimal operator protection: Interrupts the power supply if necessary within 3 msec
- Particularly comfortable: The Bodyguard® can continue to be used when replacing the cable



**Practical guide handle**  
for easy compaction of flat components.



**Dependable and sturdy:**  
internal vibrators by Wacker Neuson are indispensable on many construction sites.



**Up to five vibrator head sizes** available.

## External vibrators.

Whether for in-situ formwork or for light to heavy concrete component formwork, whether for use in precast factories, material transport or further industrial applications: Wacker Neuson offers over 40 powerful external vibrators with various speed and voltage versions.

### Comfort

- Various fastening clamps for the optimal attachment to the formwork
- Small, compact and light

### Performance

- Asynchronous motor with stable speed
- Different voltage and rpm variants
- Adjustable eccentric weight discs

### Efficiency

- Finely tiered product range: All external vibrators are available in many voltages/frequencies

### Quality

- Development and production Made in Germany



AR26



AR34



AR63



AR75

### Safety

- Vibration-proof and sturdy design

### Maintenance

- Maintenance free

### Versatility

- Due to its low weight, the AR26 is particularly suitable for application on in-situ casting construction sites
- The AR34 and AR43 are ideally suited for light and medium-heavy formwork in precast factories
- The AR54 and AR63 are ideal for application in concrete and precast factories
- The AR75 is the right choice for heavy precast formwork and material transport



**Flexible for in-situ concrete applications.** There is a large selection of fastening clamps available from Wacker Neuson for the AR26. These can be attached to all common formwork.



**The practical aid: the exposed concrete kit.** With the exposed concrete kit, you are perfectly equipped for the compaction of high-quality exposed concrete surfaces. The sturdy wooden box on a steel plate contains a frequency converter, external vibrators and fastening clamps.



**Perfect for selective construction site application:** The ARFU26 is fitted with an integrated converter.



**Our concrete specialists** will gladly advise you in finding the perfect solution for your project. They will help you with the correct selection and dimensioning of the vibrator, with questions regarding power supply and control technology through to the installation and commissioning. In this way, you achieve the optimal result for your application area.

## The PEV series.

The pneumatic external vibrators of the PEV series are the first choice for long-term applications or the lack of a power connection. They are particularly durable and low-maintenance thanks to their simple and sturdy design.

### External vibrator PEV series

- Five models with different vibration frequencies and centrifugal forces for lightweight (like rod portion formwork and formwork carriages) to heavy formwork
- As standard includes quick-fastening clamps
- Sturdy design
- Finely tiered product range




## Tailor-made vibratory tables.

Vibratory tables offer flexible application options in industrial concrete processing, whether for small series, special parts or relief of series production. Wacker Neuson produces all vibratory tables according to precise customer requirements - in size, standard equipment and function.

### Laboratory vibrating table

- Fixed or variable vibration frequency
- Superb compaction performance
- Completely pre-assembled, and thanks to the Plug & Play, immediately ready-for-use



### Vibratory trestle

- Versatile application options in production
- High economic efficiency thanks to simple design
- Sturdy and reliable

### VT low-noise vibratory table

- Negligible noise emission
- High quality of exposed concrete thanks to uniform compaction
- Permanent dimensional stability due to full-surface mounting

## Stationary frequency converters.

The stationary converters are particularly suitable for precast concrete elements factories. They can be integrated into a complete switching system here and offer tailor-made adjustment options.



### Stationary frequency converter

- Industry-suitable due to the processing of high-quality components
- Long service life
- Operationally reliable: "Inner workings" are ideally protected from environmental conditions, such as high humidity, due to industry-suitable steel plate housing
- Radio control and PLC control can be integrated
- Project-tailored adjustment possible for all devices

<b>(Standard) power levels</b>	17A, 23A, 31A, 43A, 57A, 71A*
<b>Housing dimensions 1 (17 - 43A) mm (LxW xH)</b>	800x1,200x400*
<b>Housing dimensions 2 (57 + 71A) mm (LxW xH)</b>	800x1,600x500*

\* Other sizes and power classes are available on customer request.

## Electronic frequency converters.

The frequency converters of the FUE series are characterized by their light and compact design. Thanks to the aluminum design, they are easy to handle. They give their best performance even in continuous operation.



### Frequency converter FUE series

- High-quality electronics
- Active cooling system
- Intelligent load and voltage management
- Completely maintenance-free

### Number of connectible internal and external vibrators to frequency converters

	Rated current A	FUE M/S 75A	FUE M/S 85A
<b>Rated current A</b>		75	85
<b>Number of plug receptacles (32A)</b>		4/6	4
<b>IREN30, IE38</b>	3.5/5	4/6	4
<b>IREN38, IE45</b>	7.5/8	4/6	4
<b>IREN45, IE58</b>	10/12.2	4/6	4
<b>IREN58</b>	17.3	4/4	4
<b>IREN65</b>	25	2/3	0
<b>AR26/6/042</b>	9	4/6	4



# High-frequency converters.

The FUH series offer innovative frequency converters with high-frequency technology. This enables particularly compact dimensions and an extremely light weight when compared with electronic converters. A reliable and stable power- and voltage supply, even when in continuous use, characterize this device. The FUH series is available in three performance classes and with up to six outlets.

## Frequency converter FUH20

- Extremely lightweight, which makes it easily portable
- The large operating light allows for a quick function check at any time
- Efficient cooling fins design
- Completely maintenance-free
- Fits all internal vibrators up to a 58 mm vibrator head diameter
- Sturdy stand



## FUH35



## FUH70



## Frequency converters FUH35 and FUH70

- Compact dimensions, low weight
- Stable handles and a lifting eye with practical cable-coiling aid make transporting easy
- The sturdy housing made of plastic is insensitive to damage
- The overload protection protects the connected unit from excessively high input current
- Very good heat dissipation: The efficient cooling concept guarantees a sturdy, reliable performance, even during continuous operation
- The FUH70 is also available with adjustable frequency

## Technical data

	Unit	FUH20/1/042	FUH35/2/042	FUH70/4/042*	FUH70/6/042**
Weight	kg	8.9	15.4	24.4	27.1
Output current	A	20	35	58	58
Number of plug receptacles	ea.	1	2	4	6

\* also available with frequency adjustment

\*\* only available with frequency adjustment

## Number of connectible internal and external vibrators to frequency converter

	Rated current A	FUH20	FUH35	FUH70
Rated current A		20	35	58
Number of plug receptacles (32A)		1	2	4/6
IREN30, IE38	3.5/5	1	2	4/6
IREN38, IE45	7.5/8	1	2	4/6
IREN45, IE58	10/12.2	1	2	4/6
IREN58	17.3	1	2	4/4
IREN65	25	0	1	2/2
AR26/6/042	9	1	2	4/6



Transport conveniently thanks to the practical handle in combination with just 8.9 kg of weight.



Integrated handles to the front and rear, as well as a central lifting eye make it easy to transport.

## Wet screed P35.

**Spread, strike off, consolidate:** when processing concrete floors, our engine-driven vibratory wet screed takes care of three work steps in one. In the process, it is not only extremely practical, but also very easy to operate. Due to the lift handles, it can easily be moved on the concrete and, thanks to the adjustable centrifugal force, it delivers first-class results on all types of concrete.

### Comfort

- Adjustable handle
- Vibration-dampening system
- Integrated tilt stand

### Performance

- Enclosed eccentric housing to protect against dirt, concrete, and splash water
- Adjustable centrifugal force

### Efficiency

- Collapsible frame
- Quick change of strike-off beam



## Rebar tier DF16.

The rebar tier by Wacker Neuson puts an end to tying reinforcing steel with pliers in a bent position. This is perfect for traditional work at the reinforcement and for effortless securing of plastic pipes – all in a healthy, upright position. The device works completely mechanically, this means: no battery charging times or expensive replacement batteries. The practical holster very easily attaches to your waistband.

### Comfort

- Long handle minimizes health risk due to the anatomically correct, upright position
- Twist with straight movement
- Lightweight and can be operated with just one hand

### Efficiency

- Robust mechanical machine concept
- Uniformly drilled, fixed knots
- For horizontal (ceilings, floor plates) as well as vertical application (walls, columns)

### Performance

- Magazine with 77 single ties
- Up to 1,000 knots per hour



## Technical data.

### Internal vibrator system

	Unit	ACBE
Weight without battery	kg	4.2
Operating weight with BOB10	kg	13.5
Rated current	A	20
Rated voltage	V (3~)	51
Output frequency	Hz	200
Output performance	kW	0.79
Dimensions (L x W x H)	mm	296 x 236 x 561
Protection rating		IP24D

### Internal vibrator

	Unit	IEe38	IEe45	IEe58
Vibrator head diameter	mm	38	45	58
Rated current	A	6.2	9.9	–
Rated voltage	V (3~)	34	34	34
Output frequency	Hz	200	200	200
Output performance	kW	0.29	0.47	–
Hose length	m	1.5/3/5	1.5/3/5	1.5/3/5
Weight	kg	4/5.2/6.4	5.2/6.3/8.8	7.7/9.5/2.1
Running time per battery charge	Hours	4	3	2
Protection rating		IP67	IP67	IP67

### Battery

	Unit	BOB5	BOB10	BOB14
Weight	kg	6.4	9.7	9.9
Dimensions (L x W x H)	mm	296 x 396 x 322	296 x 396 x 322	296 x 396 x 322
Capacity	Ah	10	20	28
Energy content	Wh	504	1,008	1,425
Rated voltage	V	51	51	51

### Charging time

	Unit	BOB5	BOB10	BOB14
Standard battery charger BOC7	Hours	1.5	2.5	4.6
Quick battery charger BOC13	Minutes	50	80	112



**BATTERYONE**

Manufacturer-independent battery system.



Standard battery charger BOC13.

# Technical data.

## HMS internal vibrator/vibrator heads

	Unit	H25	H25S	H25HA	H35	H35S	H35HA	H45	H45S	H45HA	H50HA	H55	H65
» Basic «													
Diameter	mm	25	25	26	35	35	36	45	45	45	50	57	65
Length	mm	440	295	380	410	310	405	385	305	390	395	410	385
Weight	kg	1.3	0.8	1.3	2.1	1.6	2.3	3.4	2.8	3.3	3.9	5.3	6.2

## HMS internal vibrator/flexible shaft

	Unit	SM1-E	SM2-E	SM4-E	SM0-S	SM1-S	SM2-S	SM3-S	SM4-S	SM5-S	SM7-S	SM9-S
» Basic «												
Length	m	1	2	4	0.5	1	2	3	4	5	7	9
Weight	kg	1.5	2.5	4.3	1.3	2.7	4.3	5.9	7.1	9.3	12.9	15.1

## HMS internal vibrator/drive system

	Unit	M1500	M2500	A5000/160
» Basic «				
Drive system		Double insulated universal motor	Double insulated universal motor	Air-cooled, single cylinder, four-cycle, Honda gasoline engine
Voltage	V	230	230	-
Current	A	6.5	7.8	-
Output	kW	1.5	1.8	4
Weight	kg	5.3	5.9	23.7

## Internal vibrator

	Unit	IE38	IE45	IE58	IEC38	IEC45	IEC58
with integrated converter							
» Advanced «							
Vibrator head diameter	mm	38	45	58	38	45	58
Effective consolidation diameter*	cm	-	-	-	-	-	-
Voltage	V	42	42	42	220-240	220-240	220-240
Current	A	5	8	12	3	4	5
Frequency	Hz	200	200	200	50-60	50-60	50-60
Protective hose**/power cable	m	10/15	10/15	10/15	10/15	10/15	10/15

## Internal vibrator

	Unit	IREN30	IREN38	IREN45	IREN58	IREN65	IRSEN30	IRSEN38	IRSEN45
» Premium «									
Vibrator head diameter	mm	30	38	45	58	65	30	38	45
Effective consolidation diameter*	cm	40	50	60	85	100	40	50	60
Voltage	V	42	42/250	42/250	42/250	42	42	42	42
Current	A	3.5	7/1.4	10/1.85	17.3/3	25	3.5	7	10
Frequency	Hz	200	200	200	200	200	200	200	200
Protective hose**/power cable	m	18/15	18/15	18/15	18/15	18/15	0.8/15	0.8/15	0.8/15

## Internal vibrator

	Unit	IRSEN57	IRFU30	IRFU38	IRFU45	IRFU57	IRFU65	IRSE-FU45	IRSE-FU57
with integrated converter									
» Premium «									
Vibrator head diameter	mm	57	30	38	45	57	65	45	57
Effective consolidation diameter*	cm	85	40	50	60	85	100	60	85
Voltage	V	42/250	220-240, 1~	220-240, 1~	220-240, 1~	220-240, 1~	220-240, 1~	220-240, 1~	220-240, 1~
Current	A	17.3/3	2.2	3.5	4.8	6	10	4.8	6
Frequency	Hz	200	50-60	50-60	50-60	50-60	50-60	50-60	50-60
Protective hose**/power cable	m	0.8/15	10/15	10/15	10/15	10/15	10/15	0.8/15	0.8/15

\* This is non-binding information, based on the practical experience of our clients under certain operating conditions. Please note that under specific operating conditions these findings may vary. We recommend always beginning by carrying out a test pour under operating conditions. \*\* Different protective hose lengths available.

# Technical data.

## FUflex

	Unit	FUflex4/230
Weight	kg	9.4
Output voltage	V	220
Rated current	A	6
Output current	A	3.5
Power cable	m	15

## IRflex

	Unit	IRflex30	IRflex38	IRflex45	IRflex57
Weight	kg	6.7	10.7	12	17
Vibrator head diameter	mm	30	38	45	57
Length of protective hose max.	m	10	10	10	10
Frequency	Hz	200	200	200	200
Oscillations	rpm	12,000	12,000	12,000	12,000

## Frequency converters

	Unit	FUH20/1/042	FUH35/2/042	FUH70/4/042*	FUH70/6/042**
Weight	kg	8.9	15.4	24.4	27.1
Input / output voltage	V	230/42	230/42	230/42	230/42
Input / output frequency	Hz	50/200	50/200	50/200	50/200
Input / output current	A	7.8/20	9.5/35	16/58	16/58
Power cable	m	1.5	1.5	1.5	1.5
Number of plug receptacles	ea.	1	2	4	6

\* also available with frequency adjustment

\*\* only available with frequency adjustment

## Frequency converters

	Unit	FUE1042/200W	FUE10250/200W	FUE M/S 75A	FUE M/S 85A	FUE M/S 225A
Weight	kg	87	87	29.5	42	150
Input / output voltage	V	400/42, 3~	400, 3~/250, 3~	400/42, 3~	400/42, 3~	400/42, 3~
Input / output frequency	Hz	50-60/0-200	50-60/0-200	50-60/0-200	50-60/0-200	50-60/0-200
Input / output current	A	24.5/145	24.5/25	13.7/75	13/85	29/225
Power cable	m	3	3	2.5	2.5	-
Number of plug receptacles	ea.	-	-	4***	4	-

\* Variant with 0 - 200 Hz available \*\* Variant with 4 sockets available \*\*\* Variant with 2 or 6 sockets available

## Rebar tier

	Unit	DF16*
Operating weight	kg	2.2
Number of tie wires per tie wire strip (magazine)	ea.	77
Tie speed	Knots / h	approx. 1,000
Tie speed	sec/knot	approx. 0.8
Exterior diameter of the round materials to be tied	mm	Minimum 6+6/ Maximum 16+16
Tie wire order sizes (copper-coated steel wire)		Box: 7,700 tie wires Pallet: 138,600 tie wires



A practical holster is available for the rebar tier DF16, which can easily be attached to the waistband.

\* Awarded for its outstanding performances in occupational safety and health protection by BG Bau (Professional Association of the Construction Industry)

## Wet screed

	Unit	P35
Operating weight	kg	15.5
Drive system		Air-cooled, single cylinder, four-cycle gasoline engine
Output	kW/hp	1.2/1.6
At rpm	rpm	7,000

# Technical data.

External vibrators	Unit	AR26/3/230w	AR26/3/400	AR26/3.6/230	AR26/6/042	AR26/6/042	AR26/6/042cs	AR26/6/250	ARFU26/6/115UK	ARFU26/6/230	AR34/3/230v**	
		» 2-series «						» 3-series «				
rpm	rpm	3,000	3,000	3,600	6,000	6,000	6,000	6,000	6,000	6,000	0–5,220	
Max. centrifugal force	kN	3.00	3.00	3.47	3.47	3.47	3.47	3.47	3.47	3.47	0–6.93	
Voltage*	V	230, 3~	400, 3~	230, 3~	42, 3~	42, 3~	42, 3~	250, 3~	110–130, 3~	220–240, 3~	0–400, 3~	
Current	A	1.75	0.57	1.1	8.0	8.0	8.0	1.35	12.0	6.0	1.3	
Weight	kg	7.0	6.2	5.5	6.3	6.5	7.5	4.6	18.0	18.0	6.3	
Fastening (length x width)	mm	90x125	90x125	90x125	90x125	90x125	90x125	90x125	90x125	90x125	120x120	

External vibrators	Unit	AR34/3/400	AR34/6/042	AR34/6/250	AR43/3/230v*	AR43/3/400	AR43/6/042	AR43/6/250	AR52/6/042	AR52/6/250	AR52/9/042
		» 3-series «				» 4-series «			» 5-series «		
rpm	rpm	3,000	6,000	6,000	0–5,220	3,000	6,000	6,000	6,000	6,000	9,000
Max. centrifugal force	kN	3.47	6.98	6.98	10.42	10.02	10.02	10.02	14.14	14.14	13.77
Voltage*	V	400, 3~	42, 3~	250, 3~	0–400, 3~	400, 3~	42, 3~	250, 3~	42, 3~	250, 3~	42, 3~
Current	A	0.75	9.0	1.7	1.5	0.6	12.0	2.0	18.2	2.7	14.0
Weight	kg	7.0	5.9	5.9	8.8	12.2	8.4	8.4	18.6	18.6	17.9
Fastening (length x width)	mm	120x120	120x120	120x120	90x154	90x154	90x154	90x154	120x120	120x120	120x120

External vibrators	Unit	AR53/3/400	AR53/6/042	AR53/6/250	AR53/9/042	AR53/9/250	AR54/6/250	AR63/6/250	AR64/1.5/400	AR64/3/230	AR64/3/400
		» 5-series «					» 6-series «				
rpm	rpm	3,000	6,000	6,000	9,000	9,000	6,000	6,000	1,500	3,000	3,000
Max. centrifugal force	kN	14.14	14.14	14.14	13.77	13.77	14.23	19.03	5.05	16.05	16.05
Voltage*	V	400, 3~	42, 3~	250, 3~	42, 3~	250	250, 3~	250, 3~	400, 3~	230, 3~	400, 3~
Current	A	1.7	18.2	2.7	14	2.4	3.1	3.3	1.4	3.0	1.7
Weight	kg	16.8	12.3	11.6	11.6	11.6	13.4	13.9	21.0	18.7	18.7
Fastening (length x width)	mm	90x154	90x154	90x154	90x154	90x154	120x120	90x154	120x120	120x120	120x120

External vibrators	Unit	AR64/6/042	AR64/6/250	AR64/9/042	AR75/1.5/400	AR75/3/230v*	AR75/3/400	AR75/6/042	AR75/6/250	AR75/9/042	AR75/9/250
		» 6-series «					» 7-series «				
rpm	rpm	6,000	6,000	9,000	1,500	0–5,220	3,000	6,000	6,000	9,000	9,000
Max. centrifugal force	kN	19.03	19.03	18.14	10.29	24.12	25.23	26.56	26.56	26.38	26.38
Voltage*	V	42, 3~	250, 3~	42, 3~	400, 3~	0–400, 3~	400, 3~	42, 3~	250, 3~	42, 3~	250, 3~
Current	A	21.5	3.1	16.0	3.4	3.8	2.4	32.0	7.5	28.0	4.3
Weight	kg	13.8	13.8	12.9	36.5	30.5	33.0	26.8	26.8	27.5	27.5
Fastening (length x width)	mm	120x120	120x120	120x120	95x180	95x180	95x180	95x180	95x180	95x180	95x180

\* Available in other frequencies/voltages. \*\* The external vibrator has a variable speed of 0–5,220 rpm.

PEV external vibrators	Unit	PEV10	PEV14	PEV27	PEV45	PEV60
rpm	rpm	16,500	16,000	16,000	8,000	14,500
Centrifugal force	kN	10	14	27	45	60
Air consumption	l/min	1,100	1,200	1,600	1,800	1,800
Operating pressure	bar	6.5	6.5	6.5	6.5	6.5
Weight (without fastening clamp)	kg	7.2	7.3	14	17.6	16.3
Weight of fastening clamp	kg	3.4	3.4	4	4	4

The Wacker Neuson product range includes over 300 different product series with different versions. The product data may vary accordingly with the selection of different options. Not all Wacker Neuson products listed or shown here are however available or allowed in all countries. The Wacker Neuson products shown are examples and as such are subject to changes. We are happy to make you a specific offer upon request!  
Reproduction only with the written approval of Wacker Neuson.  
© Wacker Neuson SE

# Wacker Neuson – all it takes.



Concrete technology



Vibratory rammers



Vibratory plates



Rollers



Demolition technology



Generators



Lighting



Pumps



Excavators



Wheel loaders



Telehandlers



Dumpers



Financial solutions



Repair & maintenance



Academy



EquipCare & EquipCare Pro



Rental



Concrete specialists



eStore



Spare parts



Used machines



ConcreTec





**WACKER  
NEUSON**  
*all it takes!*

# Compaction

Rammers, vibratory plates and rollers



## Your reliable solution provider

We offer customers worldwide a comprehensive product range of construction machines and equipment, spare parts and services. Since the beginnings of our company in 1848, the Wacker Neuson brand has stood for reliability and innovative strength. Companies in the main construction industry, gardening and landscaping, industry and municipalities, among other sectors, rely on the innovative solutions from Wacker Neuson.

Wacker Neuson – **all it takes!**



## Our services

When you need us, we are there. We not only advise you during the purchase of a machine, but also afterwards. You can trust our expert and quick support. Find out about our extensive services for construction machines and construction equipment. With our Comprehensive Sales and Service network, we are always close by.

Experience more:

[wackerneuson.com/services](https://wackerneuson.com/services)



## Contents.

### Rammers

Battery-powered rammers	4
2 stroke rammer	6
4 stroke rammer	8
Diesel rammer	9
Technical data	10

### Vibratory plates

Battery-powered single-direction vibratory plates	12
Single-direction vibratory plates	14
Reversible vibratory plates with battery drive	18
Lightweight reversible vibratory plates	20
Medium-weight reversible vibratory plates	22
Heavy-weight reversible vibratory plates	24
Remote controlled vibratory plates	26
Coupling set	30
Technical data	32

### Rollers

Trench roller	36
Walk-behind tandem rollers	38
Tandem roller with electric drive	40
Tandem rollers	42
Single drum soil compactors	48
Technical data	52

# Battery-powered rammers.

Working in poorly ventilated environments and trenches is not a problem with battery-powered rammers, because they do not cause direct exhaust emissions. Also, our battery-powered rammers can be started very easily at the push of a button – it doesn't get anymore comfortable. There is no need to compromise on performance, as the battery-powered rammers offer the same performance as their gasoline-powered brothers.

## Performance

- Battery charge is sufficient for a full workday with normal use

## Efficiency

- Low energy costs and thus high savings over the long service life
- The Battery One battery can also be used for all other battery-powered construction equipment from Wacker Neuson (more on page 12)
- The battery can be replaced with a few simple steps



## Environmental friendliness

- The operator is not exposed to any exhaust emissions
- Therefore, the battery-powered rammers can be used without restrictions in trenches, tunnels and interior spaces.

## Maintenance

- Thanks to the electric motor, maintenance work is completely eliminated



Healthier work; the operator is not exposed to direct exhaust emissions.



Especially on inner-city construction sites, the battery-powered rammers emit less noise and emissions and thus protect the construction site environment.



Starting at the push of a button – comfortably without a cable pull and at any outside temperature.

	AS30e	AS50e	AS60e
Ramming shoe size B (mm)	150	71	280
Operating weight (kg)	41.7	71	71
Stroke at ramming shoe (mm)	40	44	61
Max. percussion rate (1/min)	820	680	680
Type of drive	Electric motor	Electric motor	Electric motor



# 2 stroke rammer.

Vibratory rammers with 2-stroke engines are only available from Wacker Neuson. The powerful and self-developed engine WM80 is perfectly adapted to the requirements of vibratory rammers. For productive work and excellent results. For even more working comfort, there is the Plus series.

2plus

Additional features for the Plus vibratory rammer.

## Performance

- Optimized cooling air flow for performance even at high outside temperatures
- Efficient air filter for consistently high engine output

## Efficiency

- Engine can be started without problems even after side position
- Strong work performance due to large stroke, combined with high impact energy, high ramming frequency and fast forward travel
- Sturdy engine developed specifically for vibratory rammers makes maintenance easy and saves spare parts costs

## Comfort

- Narrow compact design with optimum machine center of gravity facilitates maneuvering
- Angled guide handle provides ergonomic grip and relieves strain on the wrists

## Environmental friendliness

- Very low CO emissions (carbon monoxide), thus unproblematic application in trenches

## Transport

- Large, flexible lifting eye
- Transport rollers on the handle for easy pushing onto the truck bed



## Safety

- Oil tank cover also available as lockable version (accessories), prevents incorrect refueling

## Efficiency

- While idling, the engine switches off automatically after 10 minutes

## Maintenance

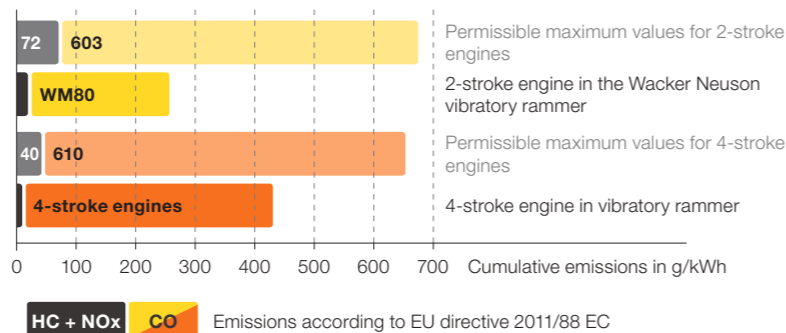
- Separate, extra-large oil tank
- 120 hours of running time with one oil filling. (Comparison of 4-stroke rammer: Oil change after every 100 hours)

## Quality

- Intelligent, electronic automatic low oil shutoff (2Plus-rammer): If the oil level is low, the rammer switches off automatically after a short time

	BS30	BS50-2	BS60-2
Operating weight (kg)	30	56/59	66
	Mixed lubricated models		

	BS50-2plus	BS60-2plus	BS70-2plus
Operating weight (kg)	56/59	66	74
	separately lubricated models		



**Clean working:** A catalytic converter is installed as standard—only Wacker Neuson offers this.

Emission values of gasoline rammers



**Wrong refueling ruled out:** Oil tank lockable (accessories).



**Feed pump at the carburetor** – for full and immediate power of the WM80.



**BS30** – The specialist for narrow trench applications and pipe gusset compaction.

## 4 stroke rammer.

The work performance of the 4 stroke rammers impresses every day. Well thought-out functions make the use of the equipment even more comfortable, extend their long service life and minimize maintenance.

### Performance

- High compaction performance thanks to long stroke and high impact force
- The efficient air filter with large filter surface offers very reliable filter efficiency with high capacity and thus continuously high engine output

### Comfort

- Just one lever for starting, idling and stopping; with integrated fuel cock
- LED oil level warning display
- The specially spring-mounted guide handle reduces hand-arm vibrations (HAV)
- The angled shape of the guide handle in the gripping area ensures an ergonomic hand position

### Efficiency

- The fast travel speed allows efficient working with high surface performance

### Maintenance

- Honda is represented internationally as an engine manufacturer. So spare parts are available quickly



BS62-4A

## Diesel rammer.

The DS70 is a well-balanced machine with compact dimensions and low CO<sub>2</sub>-emission. Therefore, it is also well suited for compaction work in trenches. The DS70 offers strong performance for the compaction of cohesive, mixed and granular soils.

### Comfort

- Just one lever for starting, idling and stopping; with integrated fuel cock
- Very large tank for long, uninterrupted work
- No need for a second fuel on the construction site

### Efficiency

- Time and costs can be saved due to the high compaction performance

### Maintenance

- Combustion engine with the lowest CO<sub>2</sub>-emissions, therefore suitable for work in trenches



DS70



- EquipTrack enables seamless and accurate collection of operational data via a Bluetooth module, for more efficient and transparent operations on the construction site.
- EquipTrack can be easily installed on the device, and retrofitting is also possible without any problems.

	BS62-4A	BS68-4A	DS70
Operating weight (kg)	64	70	83
Type of drive	4-stroke engine		Diesel engine



Exact unit guiding – important during compaction in border areas.

## Technical data.

	Unit	AS30e	AS50e	AS60e	BS30	BS50-2	BS60-2	BS70-2	BS50-2plus	BS60-2plus	BS70-2plus	BS62-4A	BS68-4A	DS70
Length x width x height	mm	620x361 x 1,050	610x361 x 1,050	610x361 x 1,050	620x363x980	673x343x940	673x343x965	673x343x965	673x343x940	673x343x965	673x343x965	662x347 x 920	662x347x950	735x370x1,000
Ramming shoe size (B)	mm	150	280	280	150	165 280	280	280	165 280	280	280	280	280	280
Operating weight	kg	41.7	71	71	30	56 59	66	74	56 59	66	74	64	70	83
Stroke at ramming shoe	mm	40	44	61	42	64	65	65	64	65	65	67	67	75
Max. percussion rate	rpm	820	680	680	795	700	700	700	700	700	700	689	689	670
Operating speed	m/min	–	11.4	12.1	–	7.9	9.8	8.9	7.9	9.8	8.9	15	14	13
Drive	–	Electric motor	Electric motor	Electric motor	Air-cooled single-cylinder 2-stroke gasoline engine			Air-cooled single-cylinder 2-stroke gasoline engine			Air-cooled single cylinder 4-stroke gasoline engine		Air-cooled, single cylinder, diesel engine	
Drive manufacturer	–	Wacker Neuson	Wacker Neuson	Wacker Neuson	Wacker Neuson	Wacker Neuson	Wacker Neuson	Wacker Neuson	Wacker Neuson	Wacker Neuson	Wacker Neuson	Honda	Honda	Yanmar
Type of drive	–	Electric motor	Electric motor	Electric motor	WM80	WM80	WM80	WM80	WM80	WM80	WM80	GXR120	GXR120	L48
Displacement	cm <sup>3</sup>	–	–	–	80	80	80	80	80	80	80	121	121	211
Max. output (DIN ISO 3046)	kW	–	–	–	1.1	1.8	1.9	2.0	1.8	1.9	2.0	2.7	2.7	3.1
At rpm	rpm	–	–	–	4,400	4,400	4,400	4,400	4,400	4,400	4,400	3,600	3,600	3,450
Fuel to oil ratio	–	–	–	–	50:1	100:1	100:1	100:1	120:1	120:1	120:1	–	–	–
Fuel consumption	l/h	–	–	–	0.9	1.2	1.2	1.3	1.0	1.2	1.3	0.75	0.75	0.9
Tank capacity (fuel)	l	–	–	–	2.2	2.9	2.9	2.9	3.0	3.0	3.0	3.0	3.0	4.2
Tank capacity (oil)	l	–	–	–	–	–	–	–	1.3	1.3	1.3	–	–	–
Range per battery charge (BOB10)	m	495	264	260	–	–	–	–	–	–	–	–	–	–
Range per battery charge (BOB14)	m	770	352	312	–	–	–	–	–	–	–	–	–	–

Technical data battery	Unit	BOB10	BOB14
Dimensions (length x width x height)	mm	296 x 396 x 322	296 x 396 x 322
Operating weight	kg	9.7	9.69
Capacity	Ah	20	28
Energy content	Wh	1,008	1,425
Rated voltage	V	51	51



### Oil.max, the premium oil from Wacker Neuson.

The high-quality, fully synthetic 2-stroke oil prevents wear in a sustained manner. For a long servicelife of your machine.

The Wacker Neuson product range includes over 300 different product series with different versions. The product data may vary accordingly with the selection of different options. Not all Wacker Neuson products listed or shown here are however available or allowed in all countries. The Wacker Neuson products shown are examples and as such are subject to changes. We are happy to make you a specific offer upon request!

Reproduction only with the written approval of Wacker Neuson.


© Wacker Neuson SE

## Battery One – One battery for all people and purposes.

### Three battery versions – BOB5, BOB10, BOB14.

With the Battery One batteries, you can power a variety of construction equipment – regardless of manufacturer.

- Specially developed for tough application on the construction site
- Complete all the tasks of a typical workday with just one battery charge
- Battery is changed without tools and in just a few easy steps



### Charging and transport solutions.

With the Battery One battery chargers, your battery will be ready for use again in a short time. With the quick battery charger after just a maximum of 112 minutes of charging time.

Battery One also offers practical Systainer brand transport and charging boxes.

	BOB5	BOB10	BOB14
Installed capacity (Wh)	504	1,008	1,425
Weight (kg)	6.4	9.7	9.96
	BOC7	BOC13	
Charging current (A)	7	13	
Charging time (min) (BOB5/BOB10/BOB14)	90/160/255 min.		50/95/140 min.

## Battery-powered single-direction vibratory plates.

The battery-powered single-direction vibratory plates by Wacker Neuson work completely emission-free and are thus suited for many sensitive areas of application. These can do everything that a normal vibratory plate can do: Compacting soils, vibrating paving stones and – with optional water tank – compacting asphalt.

### Performance

- Battery charge is sufficient for the typical work of a full day. Consistent performance over the entire discharge phase of the battery

### Transport

- The guide handle can be collapsed, which enables very compact transport and storage dimensions

### Efficiency

- **DIREX**: Unique direct drive without V-belts offers efficient performance and long battery running time
- Low energy costs due to charging with electricity
- The Battery One battery can also be used for all other battery-powered construction equipment from Wacker Neuson (more on page 11)



AP2560e

## The APS series.

The APS series is distinguished by its outstanding handling capabilities. The guide handle responds clearly to steering movements, while simultaneously reducing hand-arm vibrations as much as possible. Turning and steering movements are transferred very easily to the machine. Clean finishes at curbs are easy to produce due to the angular side edges of the base plate.

### Maintenance

- Maintenance-free electric motor without V-belt

### Comfort

- The battery can be removed without tools in a few simple steps
- The low hand-arm vibration (HAV) values (< 5 m/s<sup>2</sup>) enable comfortable work

### Quality

- Base plate made of extremely sturdy nodular cast iron and sturdy bearings for a long service life




APS1135e



With its high speed and wide base plate, the AP2560e is ideal for vibrating large paved surfaces.



No exhaust emissions, protects operators and the environment, and opens up new areas of application.



Starting at the push of a button – comfortably without a cable pull and at any outside temperature.

	APS1030e	APS1135e	APS1340e
Operating weight (kg)	50 <sup>1</sup>	58 <sup>1</sup>	68 <sup>1</sup>
Range per battery charge BOB10 <sup>2</sup> (m <sup>2</sup> )	430	540	650
Range per battery charge BOB14 <sup>2</sup> (m <sup>2</sup> )	610	765	920

	APS1550e	APS2050e	AP2560e
Operating weight (kg)	77 <sup>1</sup>	87 <sup>1</sup>	143
Range per battery charge BOB10 <sup>2</sup> (m <sup>2</sup> )	720	800	307
Range per battery charge BOB14 <sup>2</sup> (m <sup>2</sup> )	960	1,065	528

<sup>1</sup> Water tank model plus 5 kg

<sup>2</sup> Depends on the soil and environmental influences

# Single-direction vibratory plates.

These vibratory plates are at home on asphalt and soil. With the BPS- and DPS-series, you not only work comfortably, but also efficiently and economically. They are optimally suited for processing surface and subbases. They were designed for tough, long-term application on the construction site. The engines equipped with large power reserves, as well as the maintenance-free and durable exciter bearings contribute to this. The easy to reach throttle lever and vibration damped guide handle offer a high degree of operating comfort.

## Comfort

- Large lifting eye, usable as a guiding aid
- The guide handle responds clearly to steering movements
- Low HAV, for greater working comfort
- When the wheel set is folded down, the guide handle locks automatically. Conversely, the guide handle is automatically unlocked when you fold up the wheel set
- Paving pad is hooked into the base plate at the front and tightened with nuts

## Quality

- Permanently lubricated cylindrical rollerbearings
- Wear-resistant base plate made of nodular cast iron (GJS 700)



**BPS1340**

## Transport

- Forward-swiveling guide handle offers compact transport and storage dimensions
- Lift handle at the front of the base plate is wide enough for two hands

## Efficiency

- The water tank with hinged lid is firmly mounted on the machine
- The large water tank (9 liters) with efficient wetting of the base plate, without wasting water, offers long interruption-free work



**DPS2050**



The paving pad (accessories) protects sensitive paved surfaces when vibrating. With only two bolts, it can be quickly fastened to the machine.



The wheel set (accessories) can be mounted easily. When folded down, the guide handle is automatically locked, and when folded up, released again.

	BPS1030	BPS1135	BPS1340	BPS1550	BPS2050
<b>Operating weight<sup>1</sup> (kg)</b>	53	61	71	84	94
<b>Centrifugal force (kN)</b>	10	11	13	15	20
<b>Engine</b>	Gasoline engine, Honda GX120, Briggs & Stratton XR550			Honda GX160, Briggs & Stratton XR750	

<sup>1</sup> Water tank model plus 5 kg

# Single-direction vibratory plates.

The single-direction vibratory plates of WP-series can manage any narrow space and are thus particularly suitable for small areas. They are extremely easy to maneuver and particularly agile. The WP vibratory plate series are the high-performance pros for the compaction of asphalt and light mixed soils as well as for the vibration interlocking paving stones.

## WP series

### Efficiency

- The high travel speed ensures high productivity
- Sturdy design for effective long-term application
- Full width sprinkling without wasting water

### Comfort

- Centered attachment of the guide handle for effortless turning
- Water tank with hinged lid and large rotary knob to regulate the amount of water



### Maintenance

- Particularly wear-resistant V-belt, protected from damage by housing. Easy re-tightening possible
- Lifelong lubricated ball bearings

### Transport

- Wheel set available as accessory

### Quality

- The sturdy protective frame protects the engine and water tank from damage
- The rounded edges minimize the formation of stressed edges when turning the vibratory plate
- Base plate made of nodular cast iron (GJS700)
- Sturdy design for long-term application, e.g. compaction of asphalt surfaces



The large water tank holds 12 l and allows long work applications without refilling.

The tubular frame with integrated lifting eye can also be used laterally as a control handle, ideal for compaction along edges.

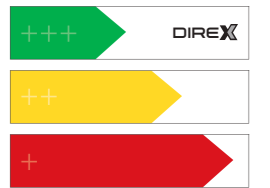


Low hand-arm vibration (HAV) values (< 5 m/s<sup>2</sup>) for working comfort even during prolonged application of the WP1550.

	WP1550
Performance (kN)	15
Weight (kg)	90–98
Type of engine	Gasoline engine

# Reversible vibratory plate with battery drive.

The APU3050e is a technological milestone: It is the world's first reversible vibratory plate equipped with a direct drive without V-belts. It thus offers high compaction efficiency and complete freedom from maintenance. The emission-free drive and the low overall height make it the ideal compaction equipment for shoring in trenches.



## Performance

- Consistent power output over the entire battery running time

## Quality

- All-round protection due to steel cover
- Battery developed by Wacker Neuson
- Vibratory plate made of extremely sturdy, wear resistant materials
- Base plate made of nodular cast iron (GJS700)

## Comfort

- Starts with the push of a button
- Intuitive guide handle with variable speed and direction change simply by turning it over
- Durable, self-engaging center pole lock for quick and reliable transport securing
- Low HAV (< 2.5 m/s<sup>2</sup>)



## Environmental friendliness

- Because the machines are emission-free, new applications open up in areas with special requirements

## Efficiency

- DIREX**: Unique direct drive without V-belts offers efficient performance and long battery running time
- Lowest overall height for application in trench shoring
- Battery can be changed quickly and without tools
- Lifting eye suitable for different lifting tackles
- Integrated wheel set

## Maintenance

- Motor mounted directly on the base plate without V-belt – no maintenance required



The operator can easily access the switch on the center pole.



With one battery charge, the APU3050e compacts up to 333 m<sup>2</sup> soil\*.



Battery change in just a few, quick steps.

	APU3050e
Performance (kN)	30
Operating weight <sup>1</sup> (kg)	2,012
Drive	Electric motor
Range per battery charge BOB10 (m <sup>2</sup> )	238
Range per battery charge BOB14 (m <sup>2</sup> )	333

\* Depends on the soil and environmental influences.

# Lightweight reversible vibratory plates.

More operating comfort due to the forward and reverse travel direction combined with a compact design – that is what the small reversible vibratory plates from Wacker Neuson offer you. A finely coordinated portfolio offers the right model for every requirement.

## Performance

- Rounded edges minimize the formation of stressed edges when turning the vibratory plate

## Efficiency

- Sturdy transport roller with a wide contact surface prevents tracks in fresh asphalt
- Sprinkler system for optimal water distribution across the entire width of the base plate

## Quality

- Sturdy protective frame for engine and water tank
- Base plate made of high quality nodular cast iron: for easy turning on asphalt, without scarifying



WPU1550

### WPU1550

Performance (kN)	15
Weight (kg)	90
Type of engine	Gasoline engine



**Very easy to maneuver:** thanks to the specially shaped base plate of the WPU1550.



**Perfect center pole attachment:** self-locking and absolutely backlash-free.



## DPU series

### Efficiency

- Compact dimensions, high performance
- Integrated wheel set
- High surface performance through fast advance travel
- Lifting eye can be folded, thus the vibratory plate achieves compact dimensions and can be guided more easily, for example, under low obstructions
- Widths from 40 to 70 cm available

### Maintenance

- Very good accessibility to all maintenance points

### Comfort

- The height of the center pole is easily adjustable
- Intuitive guide handle with variable speed
- Electric starter is available as an option for the DPU3050, DPU3060, DPU3750 and DPU3760
- Integrated wheel set: maintenance-free and sturdy – even in the toughest conditions

### Quality

- The vibratory plate is made of extremely sturdy, wear resistant materials
- Base plate made of nodular cast iron (GJS700)



**Top-Speed-Version:** for high surface performance in laying paving stone.

	DPU 2540*	DPU 2550	DPU 2560	DPU 3050*	DPU 3060*	DPU 3070*	DPU 3750*	DPU 3760
Performance (kN)	25	25	25	30	30	30	37	37
Weight (kg)	145–160	166	171	181–206	190–215	195	247–265	274
Type of engine	Diesel engine							

\* Models optionally also available with gasoline engine (BPU)



# Medium-weight reversible vibratory plates 300 – 600 kg.

The medium-weight reversible vibratory plates offer high productivity as a result of its high compaction force in combination with fast forward and reverse travel speeds. They are the all-rounders for all construction sites where high demands are placed on the performance efficiency of a unit. In addition, they offer excellent characteristics in terms of long service life and operating comfort.

## DPU series

### Efficiency

- Compact dimensions, high performance
- High surface performance through fast advance travel
- With an exciter frequency of 69 Hz, the vibratory plate is universally deployable for various construction processes

### Quality

- Base plate made of nodular cast iron (GJS700)
- The sturdy pipe frame offers all-around reliable protection of the engine



### Comfort

- Low HAV (< 2.5 m/s<sup>2</sup>)
- The height of the center pole is easily adjustable
- The sturdy, self-engaging center pole lock offers a very fast and reliable retainer for transport
- Intuitive guide handle with variable speed adjustment

### Maintenance

- Very good accessibility to all maintenance points
- If the battery is discharged, the machine can be jump-started very quickly via a removable pin



**Safe in every case:** If the guide handle is released, the unit only vibrates on the spot.



**Compatec compaction display:** It indicates when the maximum compaction has been achieved with the unit. Learn more at: [www.wackerneuson.com/compatec](http://www.wackerneuson.com/compatec)



Low hand-arm vibrations

Unit operation without any time restrictions

**No documentation requirement:** Hand-arm vibrations (HAV) are below 2.5 m/s<sup>2</sup> thanks to the vibration-reduced center pole.

	DPU 40	DPU 45	DPU 4545	DPU 5545*	DPU 6555
<b>Performance (kN)</b>	40	45	45	55	65
<b>Weight (kg)</b>	383	385	402–425	399–447	480–527
<b>Type of engine</b>	Diesel engine				

\* Models optionally also available with gasoline engine (BPU)

# Heavy-weight reversible vibratory plates > 600 kg.

The heavyweight reversible vibratory plates offer an uncompromisingly strong compaction performance with compact dimensions and a high level of operating comfort. Therefore, they are the compaction machine of choice for demanding compaction work such as road construction. The water-cooled engine provides reliable high performance. The product range consists of high-performance, heavy-duty vibratory plates with centrifugal forces ranging from 80 to 110 kilonewtons.

## Safety

- Lockable machine hood; this way, all important parts, e.g. ignition lock, operating panel, fuel tank, and remote control, are protected from unauthorized access
- Starter Pin can be programmed individually

## Efficiency

- High performance with compact dimensions
- The low overall height allows passage below transverse spindles in shoring
- The water-cooled engine offers reliable cooling even at high external temperatures

## Maintenance

- The concept consisting of a two-piece hood, protective frame and side panels, enables individual parts to be replaced very affordably if damaged
- The high capacity of the air filter ensures long maintenance intervals and saves time and costs



	DPU80	DPU90	DPU110
<b>Performance (kN)</b>	80	90	110
<b>Weight (kg)</b>	756/771	756/771	813/830
<b>Operating width (mm)</b>	670/770	670/770	870/970

## Comfort

- Low HAV (< 2.5 m/s<sup>2</sup>)
- The engine can be conveniently started at the push of a button
- Simple height adjustable center pole
- Intuitive guide handle with variable speed adjustment
- The control panel can be used in 12 languages
- Large tank, one filling is enough for a normal working day

## Transport

- Large, easily accessible tie-downs and therefore less transport damage
- The sturdy, self-engaging center pole lock offers a very fast and reliable retainer for transport

## Quality

- The vibratory plate is made of extremely sturdy, wear resistant materials
- The autostart ensures that the engine starts only at the optimum temperature



The Compamatic (accessories) combines the compaction control Compelec with a Telematics function. The compaction results of a machine can be tracked at any time from your desk in the EquipCare manager.



Compelec compaction control shows the operator when the best possible compaction has been achieved with this machine. This saves excess passes and time.



Strong performance for demanding compaction work in road construction.



Compamatic heat map for compaction control from your desk.

# Heavyweight remote controlled reversible vibratory plates DPUr > 700 kg.

Sturdy and compact in design, the remote-controlled vibratory plates offer the same high compaction performance as the models with center pole. The convenient remote control with two joysticks allow the operator to work away from vibrations, exhaust emissions and noise pollution. The innovative control unit simultaneously controls forward travel and turning movement allowing the plate to be steered efficiently and precisely even on curves and around obstacles.

## Transport

- Large, easily accessible tie-downs and therefore less transport damage

## Maintenance

- The concept consisting of a two-piece hood, protective frame and side panels, enables individual parts to be replaced very affordably if damaged
- The high capacity of the air filter ensures long maintenance intervals. This saves time and expense

## Efficiency

- Compamatic (optional) helps plan out construction site processes better, ensuring quality (see info page 26)
- The low overall height allows passage below transverse spindles in shoring
- The water-cooled engine offers reliable cooling even at high external temperatures

## Quality

- Made of extremely sturdy, wear resistant materials
- The autostart ensures that the engine starts only at the optimum temperature



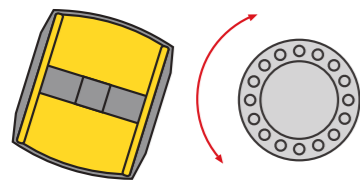
## Comfort

- The engine can be conveniently started at the push of a button
- The control panel can be used in 12 languages
- Large tank, one filling is sufficient for 4 hours of long-term application

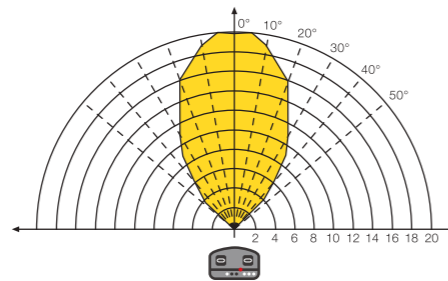
## Safety

- Lockable machine hood; this way, all important parts, e.g. ignition lock, operating panel, fuel tank, and remote control, are protected from unauthorized access
- Starter Pin can be programmed individually
- Infrared remote control with many safety features ensures that the operator works away from noise and exhaust emissions

	DPU80r	DPU110r
Performance (kN)	80	110
Weight (kg)	709/724	793/810
Operating width (mm)	670/770	870/970



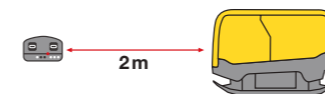
**Direction change while traveling:** For clean turning of curves and a high compaction performance.



**Far-reaching control:** A transmission field of up to 20 meters and an angle of 45° guarantee a high level of working comfort.



**High level of safety:** It stops moving automatically if there is no clear line of sight between the operator and the compaction equipment.



**Intelligent proximity recognition sensor:** The machine stops automatically when the minimum safety distance between the operator and the machine is less than 2 m.



## Remote-controlled vibratory plate DPU130r.

The DPU130r is the most powerful vibratory plate in the market. With a centrifugal force of 130 kN and an operating width of 120 cm, it easily achieves the productivity of a 7 ton roller – however, thanks to its lower acquisition and operating costs, it is much more economical. Wacker Neuson has developed this remote-controlled vibratory plate for practical and heavy-duty applications. This new design was immediately awarded two innovation prizes.

### Performance

- The fully hydraulic, variable exciter adjustment allows the machine to be controlled very precisely
- Changes in direction with simultaneous travel are possible, allowing for clean turning of curves and a high surface performance

### Efficiency

- Thanks to the extreme operating width, large areas can be compacted in a very short time
- Achieves higher compaction performance per hour than a 5 ton roller
- Better depth effect of the vibratory plate makes the number of passes required less than with a 7 ton roller
- Has significantly lower costs for acquisition, operation and maintenance than medium-weight rollers
- The divided base plate allows the machine to be controlled easily and precisely



### Quality

- Autostart with pre-heat and warm-up phase
- Made of extremely sturdy, wear-resistant materials
- The base plate is made of nodular cast iron (GJS700)

### Comfort

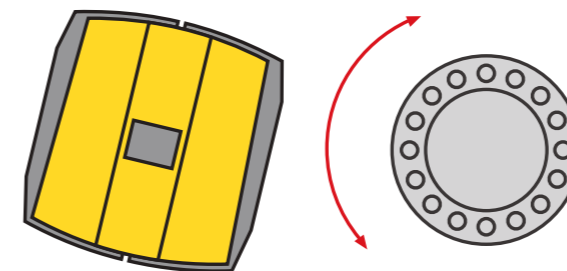
- Control panel in 12 languages offers a wide range of comfort and diagnostic functions: Operating displays, entry of a starter PIN and error memory with 56 entries
- There is a large intermediate space between the upper mass and the base through which dirt and stones are transported outwards during operation



**The best service access** – simply fold open the cover.



**A low loader is not necessary:** The DPU130r only weighs 1,200 kg and can be transported on a truck bed.



**Excellent steering:** continuous speed adjustment with simultaneous highest reaction speed.



**High level of safety:** trouble-free operation of up to three machines simultaneously.

## Coupling set.

The coupling set is the ideal machine for crushed stone compaction in railway construction. It is light enough not to sink into the track bed and has a large operating width of three meters. Therefore, the entire track bed can be compacted with a few passes. The remote control allows the operator to work outside of the danger area, standing away from dust, exhaust emissions and noise pollution. The three-coupled DPU110 vibratory plates can also be uncoupled; thus, they can be used and transported individually.

### Efficiency

- Unique operating width of 3 m for the compaction of large areas
- Module of the coupling set can also be deployed individually
- The standard Compamatic helps plan out construction site processes better, ensuring quality (see info page 25)
- The water-cooled engine offers reliable cooling even at high external temperatures

### Quality

- The vibratory plate is made of extremely sturdy, wear resistant materials
- The autostart ensures that the engine starts only at the optimum temperature

### Comfort

- Engine start at the push of a button
- Control panel in 12 languages
- Large tank, one filling is sufficient for 4h of long-term application



### Safety

- The machine's protective hood can be locked; this way, all-important parts, e.g. ignition lock, operating panel, fuel tank, and remote control, are protected from unauthorized access
- Starter Pin can be programmed individually
- Infrared remote control with many safety features ensures that the operator works away from noise and exhaust emissions

### Transport

- Large, easily accessible tie-downs and therefore less transport damage

### Maintenance

- The concept consisting of a two-piece hood, protective frame and side panels, enables individual parts to be replaced very affordably if damaged
- The high capacity of the air filter ensures long maintenance intervals
- Optimum accessibility to all maintenance points



**Flexible lifting:** the lifting beam can be used both for the 2-unit and for the 3-unit coupling set.



**Stable coupling:** quickly and reliably connected with a few screws.



**Economical use of the machines** – with coupling set or individually.



Extreme operating width of 3 m; with only one pass, a very broad surface can be compacted.

## Accessories for vibratory plates.



	Water tank (liters)	Transport device	Paving pad
APS1030e, APS1135e, APS1340e, APS1550e, APS2050e	○ (8)	○	○
APS1030we, APS1135we, APS1340we, APS1550we, APS2050we	● (8)	○	○
AP2560e	-	○	○
APU3050e	-	●	○
BPS1030A, BPS1135A, BPS1340A	○ (8)	○	○
BPS1030Aw, BPS1135Aw, BPS1340Aw	● (8)	○	○
DPS2050H	○ (8)	○	○
DPS2050HW	● (8)	○	○
WP1550A	○ (12)	○	○
WP1550Aw	● (12)	○	○
WPU1550A	○ (12)	○	○
WPU1550Aw	● (12)	○	○

- not available ○ available ● integrated

## Accessories for vibratory plates.



	Set of extension plates in various widths	Transport device	Paving pad
BPU2540A	-	●	○
DPU2540H	-	●	○
DPU2550H	-	●	○
DPU2560H/DPU2560Hts	-	●	○
BPU3050A	-	●	○
DPU3050H/DPU3050He	-	●	○
DPU3060H/DPU3060Hts	-	●	○
DPU3070H	-	●	○
DPU3750Hts/DPU3750Hets	-	●	○
DPU3760Hts/DPU3760Hets	-	●	○
DPU4045Ye	○	○	○
DPU4545H/DPU4545He/DPU4545Heap	○	○	○
BPU5545A	○	○	○
DPU5545H/DPU5545He/DPU5545Heap	○	○	○
DPU6555H/DPU6555He/DPU6555Hec	○	-	○
DPU80	-	-	-
DPU90	-	-	-
DPU110	-	-	-
DPU80r	-	-	-
DPU110r	-	-	-
DPU130r	-	-	-

- not available ○ available ● integrated



# Technical data.

## APS series

Specification	Unit	APS1030e	APS1135e	APS1340e	APS1550e	APS2050e
Weight	kg	50*	59*	68*	77*	87*
Centrifugal force	kN	10	11	13	15	20
Operating width	mm	300	350	400	500	500
Frequency	Hz	98	98	98	98	98
Drive		Electric motor				
Rated power at 3,600 rpm	kW	–	–	–	–	–
Range per battery charge (BOB10)	m <sup>2</sup>	430**	540**	624**	720**	750**
Range per battery charge (BOB14)	m <sup>2</sup>	610**	765**	920**	960**	938**

## WP series

Specification	Unit	WP1550
Weight	kg	90–98*
Centrifugal force	kN	15
Operating width	mm	500
Frequency	Hz	98
Engine		Honda GX160
Rated power at 3,600 rpm	kW	3.6

## BPU- & DPU-series 25–37 kN

Specification	Unit	BPU2540	DPU2540	DPU2550	DPU2560	BPU3050	DPU3050	DPU3060	DPU3070	BPU3750	DPU3750	DPU3760
Weight	kg	145	160	166	171	181	206	190–215*	195	247	265	274
Centrifugal force	kN	25	25	25	25	30	30	30	30	37	37	37
Operating width	mm	400	400	500	600	500	500	600	700	500	500	600
Vertical clearance	mm	666	736	736	736	777	777	777	777	777	777	–
Frequency	Hz	90	90	90	90	90	90	90	90	90	90	90
Engine		Honda GX160		Hatz 1 B 20		Honda GX270		Hatz 1 B 30		Honda GX270		Hatz 1 B 30
Rated power	kW	3.1 (at 2,840 rpm)	3.1 (at 2,800 rpm)	3.1 (at 2,800 rpm)	3.1 (at 2,800 rpm)	5.1 (at 3,600 rpm)	4.2 (at 2,800 rpm)	4.2 (at 2,800 rpm)	4.2 (at 2,800 rpm)	5.1 (at 3,600 rpm)	4.2 (at 2,800 rpm)	4.2 (at 2,800 rpm)
Options		–	–	–	Top Speed Version	–	Electric starter	Electric start, top speed version	–	–	Electric starter	Electric starter

## BPU- & DPU-series 40–130 kN

Specification	Unit	DPU40	DPU45	DPU4545	BPU5545	DPU5545	DPU6555	DPU80	DPU90	DPU110	DPU80r	DPU110r	Coupling set	DPU130r
Weight	kg	383	385	376*	340	399–447*	480–527*	756–771*	756–771*	813–830*	709–724*	793–810*	2,616	1,170
Centrifugal force	kN	40	45	45	55	55	65	80	90	110	80	110	3 x 110	130
Operating width	mm	440	440	450	450	604/750	710 x 860	670/770	670/770	870/970	670/770	870/970	3,000	1,202
Vertical clearance	mm	764–859	764–859	764	725	790	861	830	830	830	830	830	830	996
Frequency	Hz	69	69	69	69	69	69	56	63	60	56	60	60	58
Engine		Yanmar L70V	Yanmar L70V	Yanmar L70V	Honda GX390	Hatz 1 D 42S	Hatz 1 D 81S	Kohler 702		Kohler LDW 1003	Kohler LDW 702	Kohler LDW 1003	Kohler LDW 1003	Kohler KDW 1404
Rated power	kW	4.5 (at 3,000 rpm)	4.5 (at 3,000 rpm)	4.5 (at 3,000 rpm)	6.4 (at 2,600 rpm)	6.4 (at 2,850 rpm)	9.6 (at 2,800 rpm)	11 (at 3,600 rpm)	11.7 (at 3,600 rpm)	16 (at 3,600 rpm)	11 (at 3,600 rpm)	16 (at 3,600 rpm)	16 (at 3,600 rpm)	21 (at 2,700 rpm)
Options		Electric starter standard	Electric starter standard	Electric starter standard, operating hour meter	–	Electric starter, Compatec, operating hour meter, extra-wide extension plates	Electric starter, Compatec, operating hour meter, extra-wide extension plates, narrow protective cage	Overload protection, Compatec incl. overload protection; with electric start and operating hours meter as standard	Overload protection, Compatec incl. overload protection; with electric start and operating hours meter as standard	Overload protection, Compatec incl. overload protection; with electric start and operating hours meter as standard	Overload protection, Compatec incl. overload protection; with electric start and operating hours meter as standard	Overload protection, Compatec incl. overload protection; with electric start and operating hours meter as standard	Overload protection, Compatec incl. overload protection; with electric start and operating hours meter as standard	Overload protection, Compatec incl. overload protection; with electric start and operating hours meter as standard

– not available  
 \* Weight depends on the additional options selected    \*\* Depends on the soil and environmental influences

## AP series

Specification	AP2560e
Weight	143*
Centrifugal force	25
Operating width	600
Frequency	98
Drive	Electric motor
Rated power at 3,600 rpm	–
Range per battery charge (BOB10)	307**
Range per battery charge (BOB14)	582**

## APU series

Specification	APU3050e
Weight	212
Centrifugal force	30
Operating width	500
Frequency	90
Drive	Electric motor
Rated power at 3,600 rpm	–
Range per battery charge (BOB10)	238
Range per battery charge (BOB14)	333

## BPS series

Specification	BPS1030	BPS1135	BPS1340	BPS1550	BPS2050
Weight	53*	61*	71*	84*	94*
Centrifugal force	10	11	13	15	20
Operating width	300	350	400	500	500
Frequency	98	98	98	98	98
Drive	Honda GX120, Briggs & Stratton XR550			Honda GX160, Briggs & Stratton XR750	
Rated power at 3,600 rpm	2.6	2.6	2.6	3.6	3.6
Range per battery charge (BOB10)	–	–	–	–	–
Range per battery charge (BOB14)	–	–	–	–	–

## DPS series

Specification	DPS2050
Weight	115*
Centrifugal force	20
Operating width	500
Frequency	98
Drive	Hatz 1 B 20
Rated power at 3,600 rpm	3.4
Range per battery charge (BOB10)	–
Range per battery charge (BOB14)	–

## WPU series

Specification	Unit	WPU1550
Weight	kg	89–96*
Centrifugal force	kN	15
Operating width	mm	498
Frequency	Hz	98
Engine		Honda GX160
Rated power at 3,600 rpm	kW	3.6

The Wacker Neuson product range includes over 300 different product series with different versions. The product data may vary accordingly with the selection of different options. Not all Wacker Neuson products listed or shown here are however available or allowed in all countries.

The Wacker Neuson products shown are examples and as such are subject to changes. We are happy to make you a specific offer upon request!

Reproduction only with the written approval of Wacker Neuson.

© Wacker Neuson SE

# Trench roller RTLx-SC3.

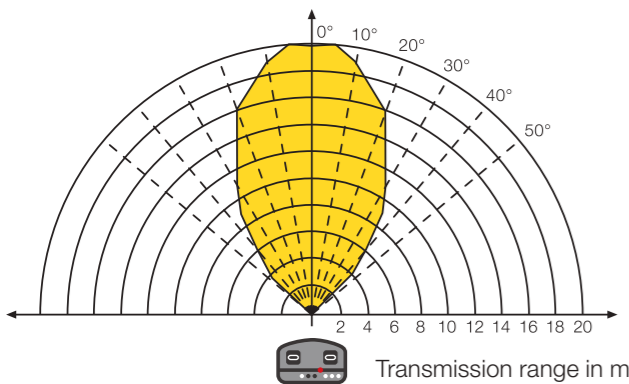
The Rt-trench roller with the infrared-remote control SC3 delivers proven compaction results with safe operation. The intelligent control unit works with an infrared signal with line-of-sight control. The articulated trench roller with sheepfoot drums has exciters located under the axle in each drum for efficient transfer of compaction energy to the soil, and thus excellent compaction results. The compaction of excavated material and subbases of foundations, roads and parking lots is the specialty of RT.

## Efficiency

- Low center of gravity due to the positioning of the exciters under the axle
- Two-part drums allow convenient conversion from 82 cm to 56 cm drum width
- A patented third infrared-receiver eye on the upper side of the trench roller prevents losses of signal
- Articulated steering ensures an inside turning radius of just 1.6 meters
- Selection between high and low compaction force per infrared remote control

## Maintenance

- The permanently lubricated exciter and drive systems are maintenance-free
- All other machine components are easily accessible thanks to the wide-opening hoods
- LED Ring: Informs the operator about the operating and functional status of the machine
- Maintainable remote control box
- On board display, shows all important service information



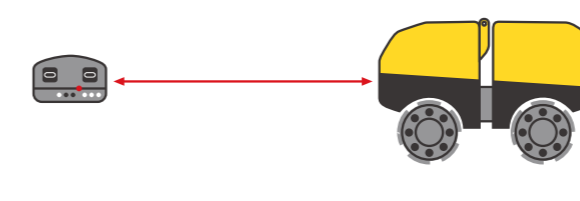
### Far-reaching control:

A transmission field of up to 20 meters and an angle of 45 degrees provide a high level of working comfort.



### High level of safety:

It stops moving automatically if there is no clear line of sight between the operator and the compaction equipment.

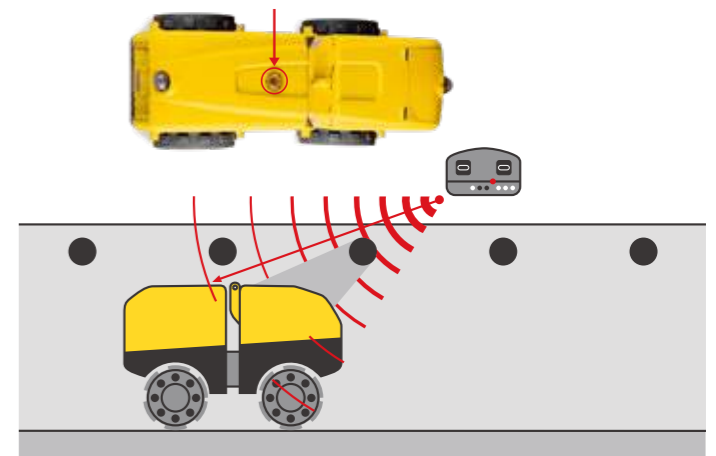


### Intelligent proximity recognition sensor:

It stops automatically at a minimum safety distance of less than 2 meters between the operator and the compaction equipment.

## Safety

- Through the remote control, the operator is not exposed to any hazards even when compacting in the trench
- Anti-tip device: Lock mode switches off the machine when the operating angle from side to side exceeds 45°



### Additional 3rd infrared contact point prevents losses of signal:

The location of the 3rd point of contact on the top side of the machine guarantees a permanent connection between the remote control and roller.



## Walk-behind tandem rollers RD7.

The walk-behind dual-vibration roller, RD7, supplies excellent performance in both soil and asphalt compaction – thanks to the optimally integrated frequency and two vibration stages. At the same time, the roller is characterized by its ergonomically arranged operator controls, such as, the engine rpm control attached to the center pole.

### Efficiency

- All control elements are located directly on the guide handle
- Speed adjustment for engine with three positions (off, idling, full throttle) directly on the center pole
- Two vibration levels for different subbases
- The variable protective cage concept gives the greatest possible flexibility

### Comfort

- Ergonomic handle and travel lever with recessed grips
- Vibration-damped center pole with lowest HAV in the market ( $< 2.5 \text{ m/s}^2$ )

### Maintenance

- Easy, tool-free access to all service points
- Good visibility of fill levels



Long center pole facilitates steering and turning, especially in small areas.



Full engine protection – RD7 with steel frame

Without engine protection

The variable protective frame concept gives the greatest possible flexibility, for different requirements and applications.

## Tandem rollers RD18.

The RD18 is a compact and particularly agile roller of the 1.8 ton class. Thanks to its 3-point-articulated joint, combined with a large drum diameter, it accomplishes a uniform compaction performance and a high-quality asphalt surface. A special feature of the RD18 is the unilateral drum support with offset drums, enabling precise compaction very close along edges and walls on both sides.

RD18



### Transport

- Compact transport and storage dimensions can be achieved by folding down the ROPS frame

### Performance

- Three-point articulated pendulum joint for even front and rear weight distribution

### Comfort

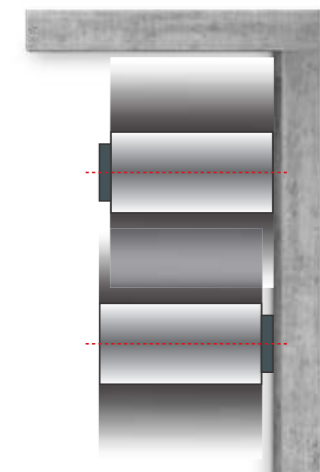
- The work platform is vibration decoupled and ergonomically designed
- The compact design allows a good view of the drums at all times

### Efficiency

- All RD and RC rollers have the same simple operating concept
- The compact design enables high maneuverability on narrow construction sites and thus faster work
- Operator panel with a language-neutral, graphical and thus intuitive interface



**Tapered design:** for an unobstructed view of the drum edges, the machine surroundings and the construction site.



**Clear sided curb clearance allows flush rolling both right and left:** thanks to the offset unilateral drum support; ideal for work along walls.

## Tandem rollers with electric drive.

The electric rollers RD24e and RD28e, with an operating weight of barely 2.5–2.8 tonnes and a drum width of 120 centimeters, are the all-rounders for the emission-free construction site. The rollers are powered by a powerful and proven lithium-ion battery that provides up to 3.5 hours of operating time. They are charged easily and quickly at any 230 V or 400 V plug receptacle and are thus versatile.

### Performance

- A 23.4 kWh lithium-ion battery with integrated cooling concept, energy recovery from the system make the rollers highly efficient
- Efficiency increase in the vibration system from approx. 32 % to approx. 84 %.
- Energy recovery from the system

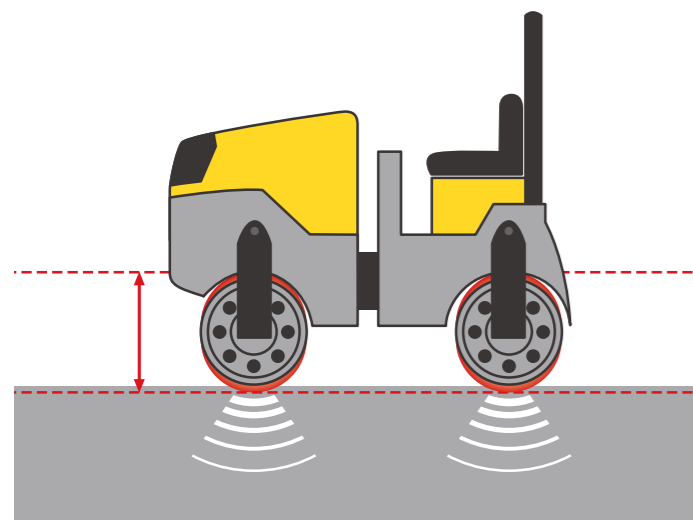
### Efficiency

- The maintenance-free synchronous engine offers high torque and constant power output in continuous operation
- Quick and easy charging at any 230 V / 400 V plug receptacle
- Electro-hydraulic driving and pure electric vibration



### Environmental friendliness

- 100 % electric – 0 % emissions in application
- Very low noise emissions for applications in sensitive environments
- More application options thanks to the electric vibration drive
- Very low service and operating costs



	RD24e	RD28e
Operating weight (kg)	2,385–2,525	2,595–2,755
Drum width (cm)	100	120

Both the vibration drums optimally bring the material to be compacted optimal oscillation with quick successive vertical forces.



The maintenance-free synchronous engine not only impresses with its constant power output, it also enables a high peak load.



A fully electric vibration system ensures maximum efficiency at low operating costs.

## Tandem rollers RD24, RD28, RD40, RD45.

The rollers of the 2.5 ton and 4 ton class are compact machines for any construction site. With their three-point-articulated-pendulum joints, they always achieve even weight distribution with optimum maneuverability and driving stability. In this way, perfect and high-quality asphalt surfaces can be produced. The user benefits from the intuitive operation and the comprehensive view of the compaction area. Thanks to their compact dimensions, they can be used without any problems even in confined areas.

### Efficiency

- All RD and RC rollers have the same simple operating concept
- The compact design enables high maneuverability on narrow construction sites and thus faster work
- Operator panel with graphical interface for intuitive operation
- The overhang over the drum edge first begins very far up so that, for example, compaction can also take place right up to the edge of higher walls

### Performance

- The three-point articulated pendulum joint ensures an even distribution of the weight on the front and rear drums/tires



### Transport

- With the ROPS frame folded down, the RD rollers achieve compact transport and storage dimensions

### Comfort

- The work platform is vibration decoupled and ergonomically designed
- The operator has perfect all-round visibility. Fewer mirrors and no rear-view camera are required



**Get started with the work quickly:** Self-explanatory display and joystick are intuitive to operate.



**Safe working:** Good all-round visibility from the operator's seat – also of the drum and wheels.



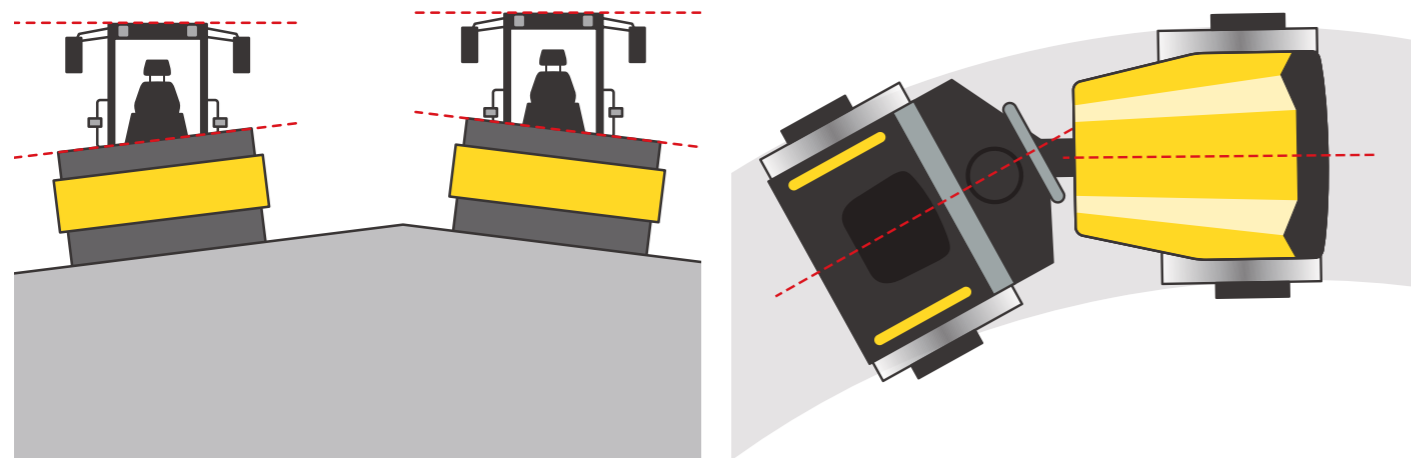
**Optimum view** due to the laterally adjustable seat.



**Easy radiator cleaning** due to separately removable flap.

# The advantages of the tandem and combination rollers in detail.

From the technical outfitting for the actual compaction work to the comfort features to the practical details for transport or maintenance: Here you can see what all models have in common.



## All RD models have three-point articulated pendulum joint.

Uniform compaction and high travel stability are the key advantages of the three-point-articulated-pendulum joint, with which all tandem- and combination-rollers, except RD7, are equipped. It provides a uniform pressure distribution on the tires or the drums, especially

when turning curves. In addition, it improves maneuverability and provides for maximum tipping safety and stability, even on uneven site conditions, e.g. coarse gravel.



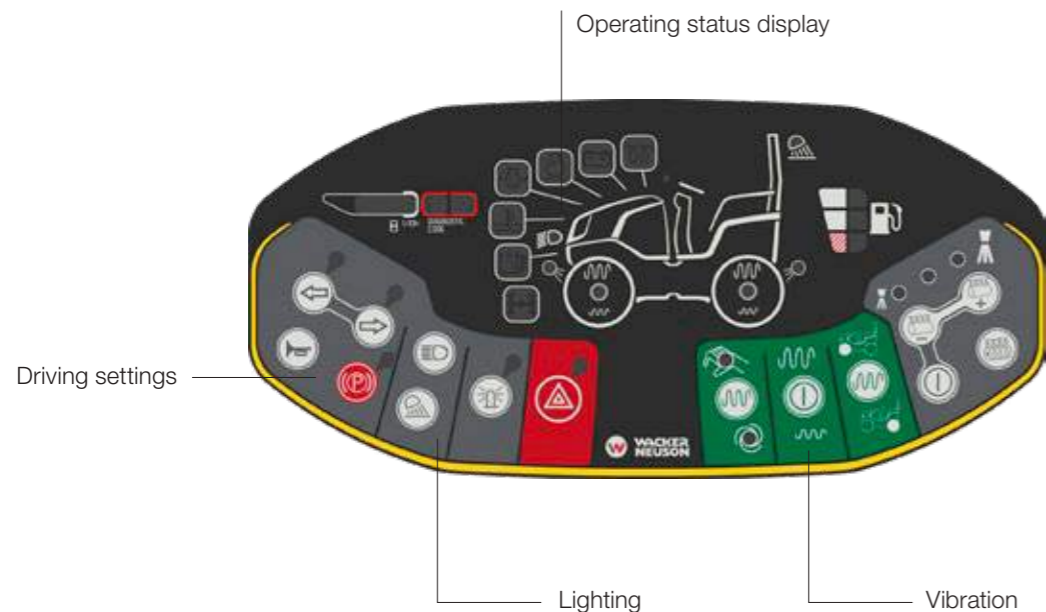
## High level of comfort for the operator.

All rollers are equipped as standard with a completely vibration-insulated operator's cab. Thus the operator is optimally protected from vibrations. Additional safety is provided by the steps for the convenient entry, spacious legroom and an operator's seat, which can be individually adapted to the weight and height. All rollers from Wacker Neuson except the RD18-80 have a laterally movable seat.



## The best lighting.

Whether for work at dusk, at night or when cloudy: The rollers from Wacker Neuson provide sufficient light. Optional working lights can be attached to the ROPS-frame for the tandem-axle and combination models. Already included in the standard scope: a rotating beacon which permits the roller on public roads.



## Clearly arranged display.

Self-explanatory, intuitive to operate and clearly structured: The display of the rollers from Wacker Neuson is very user-friendly.

This way, operators can manage everything starting from the first moment – an important aspect for rental yards in particular.



## Standard fold-down ROPS (Roll Over Protective Structure).

The ROPS frame provides added safety. It can be folded to the rear as a standard. The roller achieves very compact transport dimensions in this way.



## Simple maintenance.

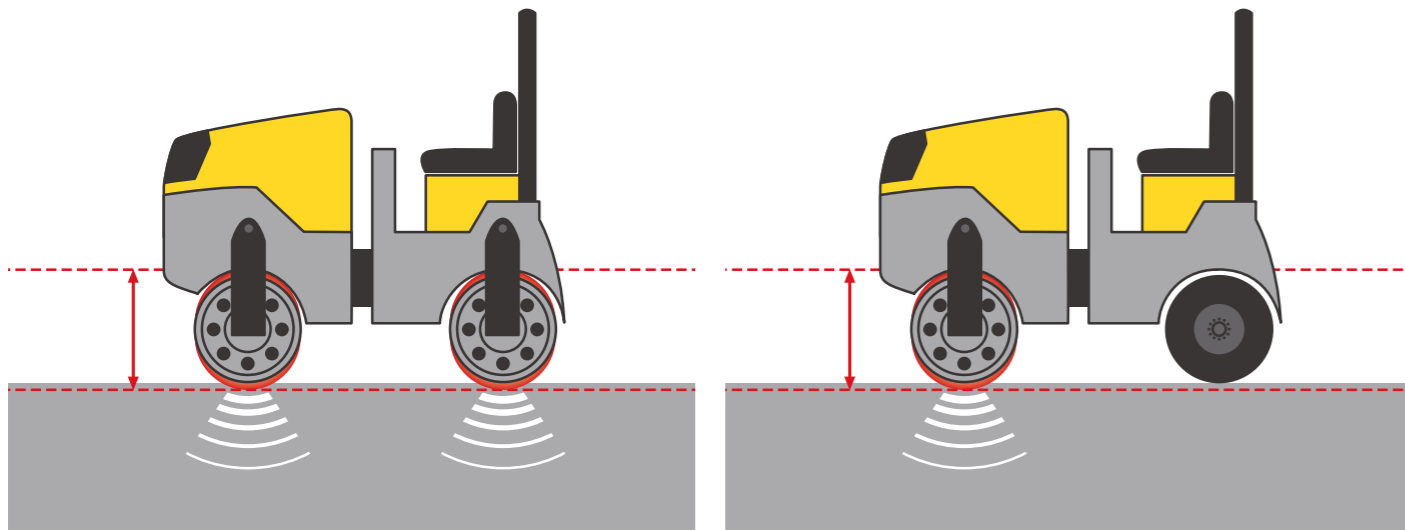
All rollers are designed so that maintenance is taken care of with a few steps: This includes good access to the entire engine compartment as well as easy exchange of the air filter. This saves time and money.



**Practical central lifting point.**

The centrally located central lifting point allows for a horizontal raising and lowering of the machine. The roller is thus easily,

quickly and safely transferred. RD18, RD24 and RD28 have a central lifting point.



**Tandem roller:  
Front and rear with vibration drums.**

The vibration drum optimally brings the material to be compacted into oscillation with quick successive vertical forces. The built-in eccentric weight provides for a fast rotation and you achieve excellent compaction performance.

Ideal for: All classic compaction work.

Our tandem roller models are: RD18-80, RD18-100, RD24-100, RD28-120, RD40-130, RD45-140 and RD7

**Combination roller:  
Vibration drum in the front, tires in the rear.**

The combination roller is equipped with only one vibration drum. The rear axle consists of rubber tires for pressing on the asphalt. This creates particularly high quality and smooth surfaces.

Ideal for: Asphalt compaction on sidewalks and bicycle tracks.

Our combination roller models are: RD18-100c, RD24-100c, RD28-120c, RD40-130c, RD45-140c

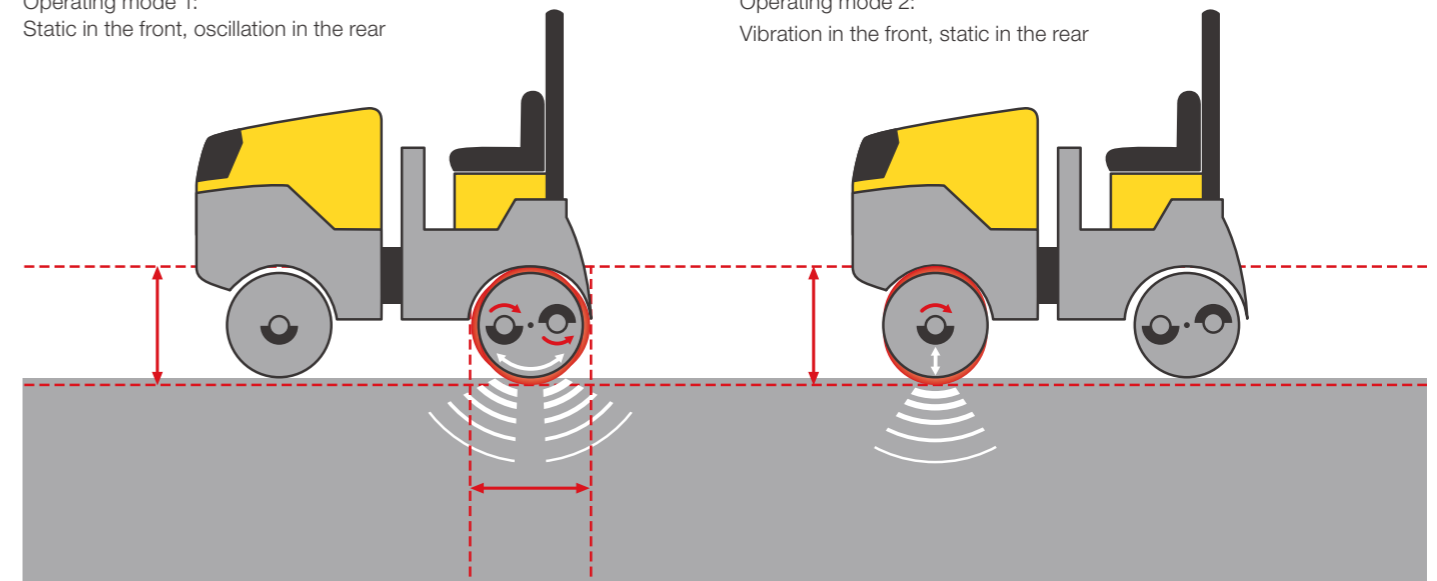
**Oscillation roller: Vibration drum in the front, oscillation drum in the rear.**

The oscillating movement is caused by a quickly changing forwards-reverse rotary movement of two masses in the drum. These forces are continuously directed into the ground in a targeted manner. At the same time, the vibration exposure is significantly lower than with a vibration drum. This also has a positive effect on the service life as well as the driving comfort of the machine.

Ideal for: Compaction work in the inner city, near vibration-sensitive structures (e.g. bridges, residential buildings, historic buildings), on seams (hot to cold) and for minor repair work. Our oscillation roller models are: RD24-100o, RD28-120o, RD40-130o, RD45-145o.

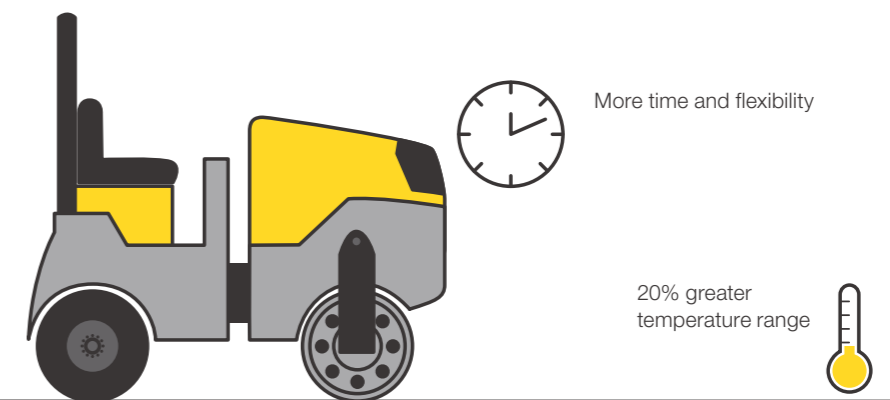
Operating mode 1:  
Static in the front, oscillation in the rear

Operating mode 2:  
Vibration in the front, static in the rear



**Larger time frame, higher surface capacity:**

With oscillation, you can also compact at low material temperatures. Compared to compaction with vibration you thus have a larger time window.



## Single drum soil compactors RC50, RC70.

A perfect view in all directions makes working with the Wacker Neuson single drum soil compactors RC50 and RC70 safer and comfortable. Thanks to the compact design, the operator always has the working area and the drums in view from his seat. With a large departure angle and excellent gradeability, it is easy to maneuver even in uneven terrain. The simple operation via an intuitively designed display and joystick also make working easier and ensure that the operator is familiar with the machine in no time.

### Efficiency

- Uniform operating concept for all RD and RC rollers prevents lengthy instructions
- Operator panel has a language-neutral, purely graphical and thus intuitive interface
- Due to the drive system with wheel motors, no axle is necessary as a connection between the wheels
- The low center of gravity combined with high ground clearance ensures good handling even on uneven terrain
- Eco-mode switch reduces the engine rpm (but also the compaction performance) and thus saves up to 20% fuel during transport trips

### Performance

- Hydraulic traction control (automatic slip control) provides extremely good gradeability



### Comfort

- The compact design allows a good view of the drums at all times and simplifies maneuvering and driving up to the walls
- The work platform is vibration decoupled and ergonomically designed

### Maintenance

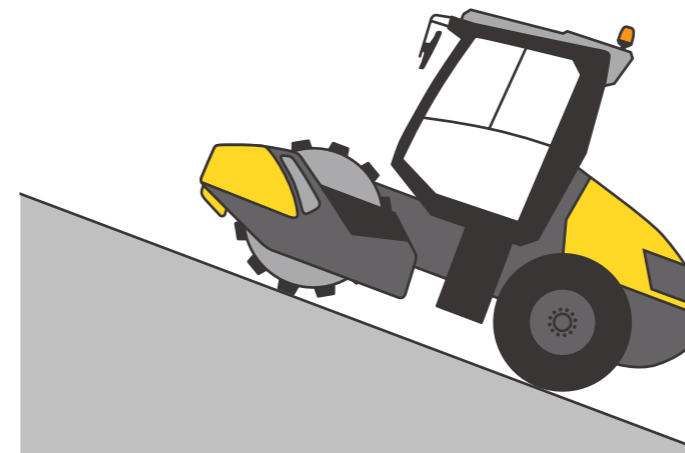
- The engine switches off automatically after a preset time, thus reducing operating hours and extending maintenance intervals



Eco-Mode for up to 20% fuel savings.



Traction control ensures that the wheels do not spin even on uneven terrain.



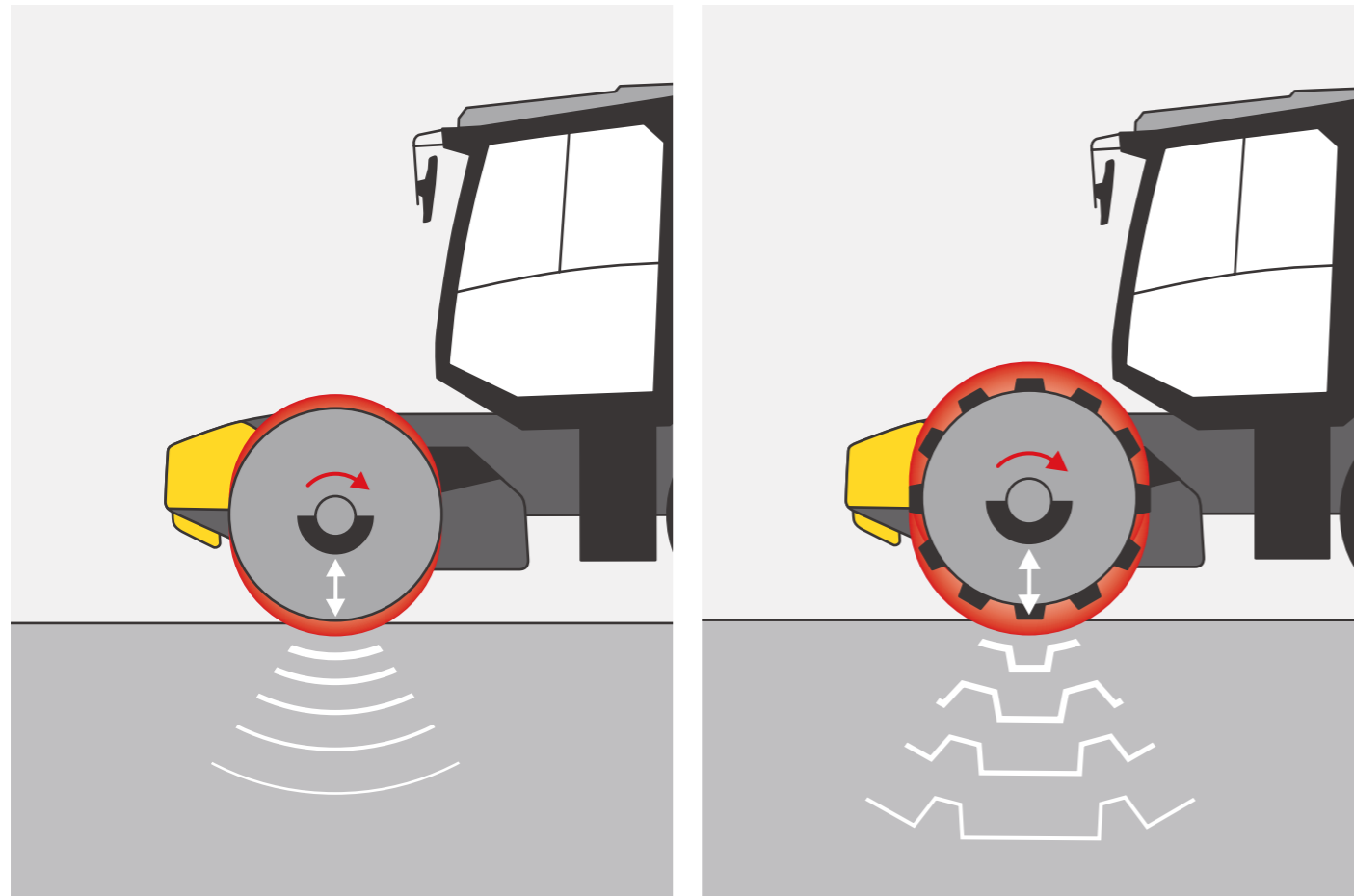
Master up to a 60% gradient: thanks to the powerful wheel drive.



Comfort for the operator: The seat and steering column can be individually adjusted.

## The advantages of the tandem and combination single drum soil compactors in detail.

With the five compact tandem and combination single drum soil compactors, we have the right solution for you for various gradients, requirements and spatial conditions. In addition, the operator's cab can be outfitted to meet your individual needs.



### The smooth drums of the single drum soil compactors - RC50, RC70 and RC70vo.

Due to the low depth effect, the smooth drum is ideal for applications in sensitive areas, e.g. near vibration-sensitive structures like historic buildings or on surfaces under which tubes and utility lines run.

In addition, smooth drums are ideal for:

- Non-cohesive or weakly cohesive soils, such as sand and gravel
- Surfaces that have already been processed with a cleated (padfoot) drum roller

### The cleated (padfoot) drums of the single drum soil compactors - RC50P and RC70P.

The trapezoid-shaped pads of a cleated drum compact the ground through kneading and crushing. The further the compaction progress, the less the pads sink into the ground.

The application areas of cleated drums are:

- Fine-grained soils with a high water content, incorporation of binding materials, such as lime or cement, into acidic soils
- Compaction of cohesive, less supportive moist ground, as well as friable soft stone (e.g. when building dams)

## One single drum soil compactor, two types of compaction – RC70vo.

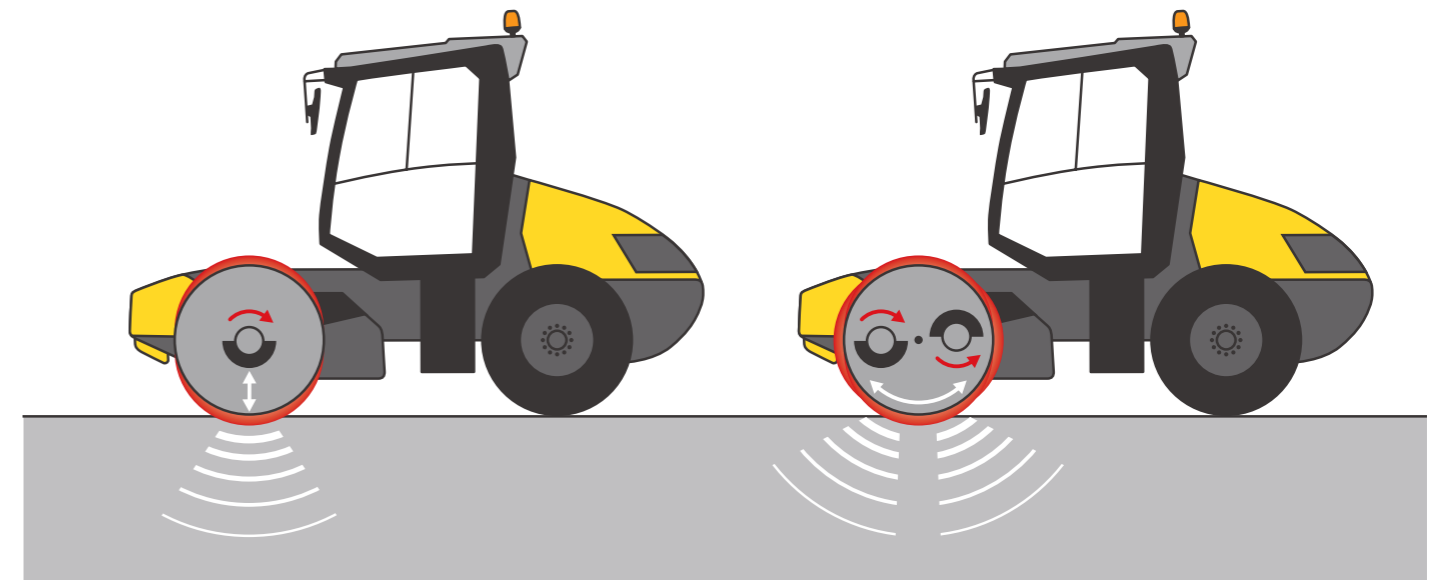
All tandem and combination single drum soil compactors compact through vibration – but the RC70vo offers you a special extra: You can use it to choose between the vibration and oscillation operating modes.

### Type of compaction 1:

Vibration for high compaction depth.

### Type of compaction 2:

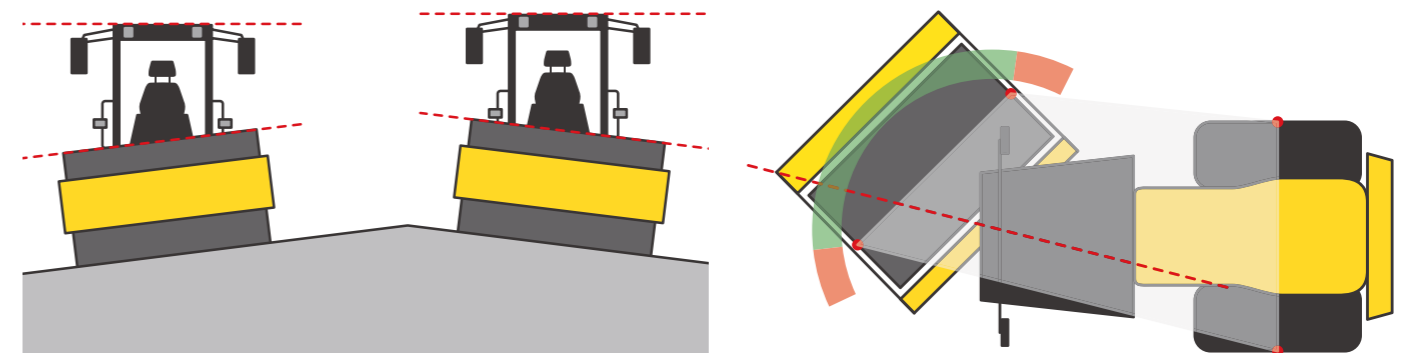
Oscillation for optimal surface compaction.



## Three-point articulated pendulum joint.

Even the tandem- and combination single drum soil compactors are equipped with a three-point articulated-pendulum joint. It distributes the weight evenly between drums and wheels. It also minimizes the risk of tipping over even at full steering angle and ensures consistently good compaction results.

In uneven terrain, the low center of gravity of the tandem- and combination single drum soil compactors ensure stable straight-ahead travel and safe maneuvering. The pendulum support in the joint protects the operator by damping of the operator's cab.



### Uneven ground conditions, quiet cabin:

The pendulum support has a damping effect.

### Tip-safe in curves:

Thrusting force distribution always in the green range.

## Trench, tandem and combination rollers.

	Unit	RTX-SC3	RD7H	RD7He	RD7A	RD7Ye	RD18-80	RD18-100	RD18-100c	RD 24e	RD 28e	RD24-100	RD24-100c	RD24-100o	RD28-120	RD28-120c	RD28-120o	RD40-130	RD40-130c	RD40-130o	RD45-140	RD45-140c	RD45-140o	
Max. operating weight	kg	1,465	735	735	690	710	1,840	1,950	1,830	3,000	3,410	3,190	3,110	3,240	3,410	3,320	3,470	4,920	4,790	5,230	5,300	4,960	5,640	
Operating weight with roll over protection system	kg	-	-	-	-	-	1,580	1,670	1,630	2,615	2,695	2,475	2,385	2,525	2,695	2,595	2,755	3,965	3,825	4,015	4,345	3,995	4,435	
Max. operating width	mm	820	650	650	650	650	856	1,056	1,000	1,110	1,250	1,050	1,050	1,050	1,250	1,220	1,250	1,350	1,338	1,350	1,430	1,380	1,430	
Side overhang (left/right)	mm	-	30	30	30	30	-	-	-	-	55/55	55/55	55/55	55/55	55/55	55/55	55/55	63/63	63/63	63/63	63/63	63/63	63/63	
Turning radius (inside)	mm	1,600	-	-	-	-	2,230	2,130	2,130	2,470	2,370	2,470	2,470	2,470	2,370	2,370	2,370	2,690	2,690	2,690	2,650	2,650	2,650	
Drum type in front	-	cleated	smooth/undivided	smooth/undivided	smooth/undivided	smooth/undivided	smooth/undivided	smooth/undivided	smooth/undivided	smooth/undivided	smooth/undivided	smooth/undivided	smooth/undivided	smooth/undivided	smooth/undivided	smooth/undivided	smooth/undivided	smooth/undivided	smooth/undivided	smooth/undivided	smooth/undivided	smooth/undivided	smooth/undivided	smooth/undivided
Drum type in rear	-	cleated	smooth/undivided	smooth/undivided	smooth/undivided	smooth/undivided	smooth/undivided	smooth/undivided	-	-	smooth/undivided	smooth/undivided	-	smooth/undivided	smooth/undivided	-	smooth/undivided	smooth/undivided	-	smooth/undivided	smooth/undivided	-	smooth/undivided	
Tire size in rear	-	-	-	-	-	-	-	-	-	-	-	-	205/60-R15	-	-	9,5/65-15	-	-	-	-	-	-	10,5/80-16	-
Drive	-	Kohler KDW 1003	Single cylinder, 4-stroke, air-cooled, diesel engine, Hatz engine		Honda gasoline engine air-cooled, single cylinder-4-stroke-engine	Vertical cylinder, 4-stroke, air-cooled, diesel engine, Yanmar engine	Kubota diesel engine D1005			Electric motor	Electric motor	Kubota diesel engine D1503, with diesel particulate filter					Kubota diesel engine V2203, with diesel particulate filter							
Output	kW	14.8	7.5	7.5	8.7	6.8	16.8	16.8	16.8	16.8	24	24	24	24	24	24	24	37.4	37.4	37.4	37.4	37.4	37.4	
Fuel tank capacity	l	24	5.4	5.4	5.4	5.4	33	33	33	33	42	42	42	42	42	42	42	73	73	73	73	73	73	
Speed	km/h	2.5	4.5	4.5	4.5	4.5	0-11	0-11	0-11	0-11	0-12	0-12	0-12	0-12	0-12	0-12	0-12	0-11	0-11	0-11	0-11	0-11	0-11	
Gradeability with/without vibration	%	45/50	26	26	26	26	30/40	30/40	30/40	30/40	35/40	30/40	30/40	35/40	30/40	30/40	35/40	30/40	30/40	30/40	30/40	30/40	30/40	
Centrifugal force in front I/II	kN	68.4	22.5	22.5	22.5	22.5	25/16	25/16	25/16	25/16	46/28	46/28	46/28	46/28	52/32	52/32	52/32	64/39	64/39	64/39	64/39	64/39	64/39	
Centrifugal force rear I/II	kN	68.4	22.5	22.5	22.5	22.5	25/16	25/16	-	-	-	46/28	-	-	52/32	-	-	-	-	-	64/39	-	-	
Water tank capacity	l	-	60	60	60	60	70	70	70	70	180	180	180	180	180	180	180	285	285	285	285	285	285	

### Equipment and options (selection) for tandem and combination rollers.

	RD18	RD24	RD28	RD40	RD45
CE conformity	●	●	●	●	●
Warning signs, DIN/ISO	●	●	●	●	●
Scraper bar, fold-down	●	●	●	●	●
Roll-over protective structure, fold-down	●	●	●	●	●
Black artificial leather operator's seat	●	●	●	●	●
Engine stop automatics	●	●	●	●	●
Trailer hitch	-	○	○	○	○
Hydraulic oil, standard	●	●	●	●	●
Hydraulic oil, biodegradable	○	○	○	○	○
Belt guard	●	●	●	●	●
Antifreeze injection	○	○	○	○	○
Edge pressing and cutting equip. front right	-	○	○	○	○
Cutting wheel, diameter of 350 mm	-	○	○	○	○
Drum edge lighting, LED	-	○	○	○	○
Pressure roll 45 degrees, 5 cm layer	-	○	○	○	○
Pressure roll 60 degrees, 5 cm layer	-	○	○	○	○
Track indicator	-	○	○	○	○

● Standard ○ Option - not available

### Tandem and combination rollers.

	RD18	RD24	RD28	RD40	RD45
Water sprinkling for edge pressing and cutting machine	-	○	○	-	-
Complete crushed stone spreader, precision roller spreader	-	○	○	○	○
Reverse operation alarm, volume-regulating	●	●	●	●	●
Lighting StVZO [Road Traffic Licensing Regulations]	●	●	●	●	●
Work lighting on roll over protection system, 4-fold, LED	○	-	-	-	-
Work lighting on roll over protection system, 4-times, halogen	-	○	○	○	○
Rotating beacon on roll over protection system	●	●	●	●	●
Acoustic insulation (proofing)	○	○	○	○	○
Flow divider	-	○	○	○	○
TÜV approval	○	○	○	○	○

### Trench roller.

	RTX-SC3
Smooth drums	○
Long scraper bar	○
Short scraper bar	●

#### Explanation of nomenclature

○ = Oscillation roller  
 ● = Combination roller



## Single drum soil compactors.

	Unit	RC50	RC50p	RC70	RC70p	RC70vo
Max. operating weight	kg	5,710	5,530	7,580	6,920	6,380
Operating weight with roll over protection system	kg	4,815	4,935	6,320	6,190	6,105
Max. operating width	mm	1,370	1,370	1,680	1,680	1,680
Side overhang left/right	mm	65/65	65/65	80/70	80/70	80/70
Turning radius (inside)	mm	3,375	3,375	3,310	3,310	3,310
Type of drum	–	smooth/undivided	sheepsfoot	smooth/undivided	sheepsfoot	smooth/undivided
Tire size in rear	–	TR 12.4-24 8 PR	TR 12.4-24 8 PR	AW 14.9-24 8 TL	TR 14.9-24 8 TL	AW 14.9-24 8 TL
Drive	–	Kubota diesel engine V3307-CR-T				
Output (ISO 14396)	kW	55.4	55.4	55.4	55.4	55.4
Fuel tank capacity	l	123	123	123	123	123
Infinitely variable speed	km/h	0–12.5	0–12.5	0–12.5	0–12.5	0–12.5
Gradeability with/without vibration	%	55/60	55/60	55/60	55/60	55/60
Centrifugal force in front I/II	kN	69	69	125/95	125	123

## Equipment and options (selection) for single drum soil compactors.

	RC50	RC50p	RC70	RC70p	RC70vo
Paint 1 RAL color + gray	○	○	○	○	○
Rigid steering column	●	●	●	●	●
Tiltable steering column	○	○	○	○	○
Diamond tread tire set	●	○	●	○	●
Set of tires with tractor tread	○	●	○	●	○
CE conformity	●	●	●	●	●
Warning signs, DIN/ISO	●	●	●	●	●
Scraper bar	○	●	○	●	○
Rigid roll over protection system, with canopy	●	●	●	●	●
Roll over protection system cab with heater, FOPS tested (Level I), 1 access door	○	○	○	○	○
Air-conditioning system	○	○	○	○	○

● Standard ○ Option – not available

All information relates to the base machine. Subject to changes.  
The product range of Wacker Neuson includes over 300 different product groups with different versions.  
The product data may vary accordingly with the selection of different options.

The Wacker Neuson products shown are examples and as such are subject to regular changes.  
We are happy to make you a specific offer upon request!

Reproduction only with the written approval of Wacker Neuson.

© Wacker Neuson SE

## Configuration options.

### Single drum soil compactors.

	RC50	RC50p	RC70	RC70p	RC70vo
Standard forward + reverse travel lever	●	●	●	●	●
Forward + reverse travel lever with selection of dozer blade	○	○	○	○	○
Black artificial leather operator's seat	●	●	●	●	●
Black artificial leather operator's seat, comfort outfitting	○	○	○	○	○
Right/left seat adjustment	○	○	○	○	○
Hydraulic oil, standard	●	●	●	●	●
Hydraulic oil, biodegradable	○	○	○	○	○
Radio	○	○	○	○	○
Rigid roll over protection system	○	○	○	○	○
Synthetic material canopy with integrated FOPS (Level I)	○ <sup>1</sup>	○ <sup>1</sup>	○ <sup>1</sup>	○ <sup>1</sup>	○ <sup>1</sup>
Dozer blade	○	○	○	○	–
Two-part cleated shells, not mounted	○	–	○	–	–
Spare tire set with tractor tread	○	○	○	○	○
Spare tire set, all-weather	○	○	○	○	○
Earthworks compaction control	○	○	○	○	○
Speedometer	○	○	○	○	○
Engine stop automatics	○	○	○	○	○
Vibration frequency display	○	○	○	○	○
Rear-view camera	○ <sup>2</sup>	○ <sup>2</sup>	○ <sup>2</sup>	○ <sup>2</sup>	○ <sup>2</sup>
Reverse operation alarm, volume-regulating	●	●	●	●	●
Vibration automatic	○	○	○	○	○
Lighting StVZO [Road Traffic Licensing Regulations]	● <sup>3</sup>	● <sup>3</sup>	● <sup>3</sup>	● <sup>3</sup>	● <sup>3</sup>
Work lighting, 4-fold, halogen	○	○	○	○	○
Work lighting, 4-fold, LED	○	○	○	○	○
Rotating beacon	●	●	●	●	●
Battery disconnect switch, electronic	○	○	○	○	○
TÜV approval	○	–	○	–	○

● Standard ○ Optional – not available

<sup>1</sup> Only available with selection "Rigid roll over protection system"

<sup>2</sup> Not available with selection "Rigid roll over protection system"

<sup>3</sup> Mandatory with selection "TÜV approval"

### Explanation of nomenclature

vo = Vibration or oscillation adjustable

p = Roller with cleated drum

# Wacker Neuson – all it takes.



Concrete technology



Vibratory rammers



Vibratory plates



Rollers



Demolition technology



Generators



Lighting



Pumps



Excavators



Wheel loader(s)



Telehandler



Dumpers



Financial solutions



Repair & maintenance



Academy



EquipCare & EquipCare Pro



Rental



Concrete specialists



eStore



Spare parts



Used machines



ConcreTec



wackerneuson.com



Facebook  
wackerneuson



Instagram  
@wackerneuson



YouTube  
Wacker Neuson



LinkedIn  
Wacker Neuson



TikTok  
@wacker.neuson



WN.EMEA.10379.V02.EN-US

08/2023 EN



**WACKER  
NEUSON**  
*all it takes!*

## Construction site technology

Demolition technology, pumps,  
light tower and generators.



## Your reliable solution provider

We offer customers worldwide a comprehensive range of construction machines and equipment, spare parts and services. Since the beginnings of our company in 1848, the Wacker Neuson brand has stood for reliability and innovative strength. Companies from the main construction industry, gardening and landscaping, municipalities and industry, among other sectors, therefore, rely on the innovative solutions of Wacker Neuson. Wacker Neuson – **all it takes!**



## Our services

When you need us, we are there. We can advise you not only on purchasing a machine, but also afterwards. You can rely on our competent and quick support. Find out about our extensive services for construction machines and construction equipment. With our Comprehensive Sales and Service network, we are always close by.

Experience more:  
[wackerneuson.com/services](https://wackerneuson.com/services)



## Contents.

<b>Demolition technology</b>	<b>4</b>
Gasoline breakers	4
Floor saws	6
Cut-off saws	7
Accessories	8
Chisel and tie tamping tools	8
Technical data	9
<b>Pumps</b>	<b>10</b>
Engine-driven pumps	10
Electric submersible pumps	11
Technical data	12
<b>Light tower</b>	<b>14</b>
<b>Generators</b>	<b>16</b>
Charging box	17
Technical data	19

# Gasoline breakers.

Powerful in application in demolition and tie-tamping work: The gasoline breakers from Wacker Neuson are your powerful companion in the demanding everyday work on the construction site and are impressive with their high efficiency, comfort, safety and environmental friendliness.

## Efficiency

- High single stroke impact energy at a low weight
- Fuel tank with impressive 1.8 liter capacity
- The large fuel filter ensures long maintenance intervals and a long engine service life
- Various tool holding fixtures available

## Performance

- The powerful percussion system delivers high performance
- The percussion system is extremely sturdy against damage and wear
- Gasoline breaker BH65 has a hollow piston percussion system and thus a high demolition performance

## Safety

- Safe guidance thanks to the hood guide running linear to the percussion shaft
- Low hand-arm vibrations

BH65



BH55rw



BH40



## Comfort

- High level of operating comfort with compact hood shape
- Gasoline breaker BH40 is, at 20 kg, significantly lighter than other breakers
- The full-hood vibration damping allows for operation close to the body
- Purger for quick and easy starting
- Stable, well-balanced handle

## Environmental friendliness

- Economical and low-emission 2-stroke engine WM80c, designed in-house

## Maintenance

- Long regreasing interval of 40 operating hours (BH55rw and BH65)
- The self-cleaning percussion system saves cost and time for maintenance
- Maintenance-free design makes possible easy maintenance of the percussion system on the construction site via the easily accessible central lubrication



**Reliable transport in any position:** with solid rubber or pneumatic tires.



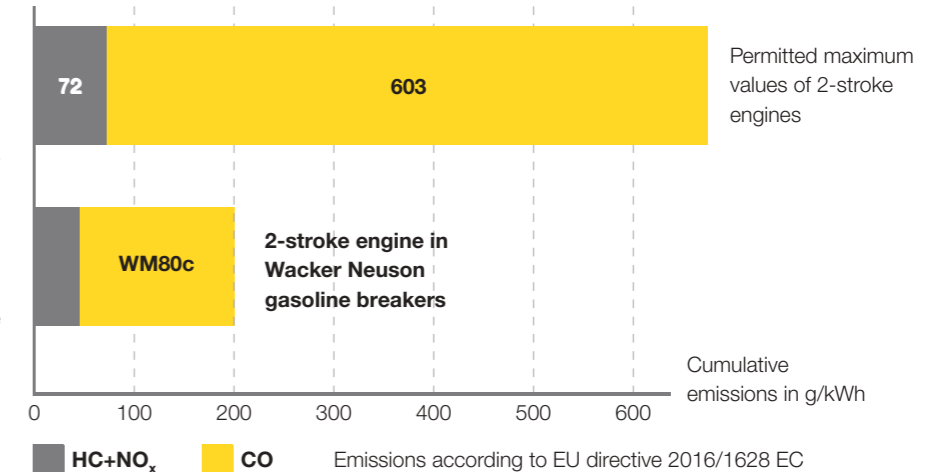
**Gasoline breakers BH40 and BH55rw** are specially optimized for maintenance work in railway construction.



**Well-balanced** for easy handling.

## Specially developed 2-stroke engine WM80c

The extremely lightweight and low-emission 2-stroke engine WM80c cools the transmission and percussion system and is specially adapted to our breakers. Thanks to the catalytic converter, the economic top performer already falls below all current emissions threshold values as well as those applicable for the future.



## Floor saws.

Unbeatable in daily application: The floor saws from Wacker Neuson cut asphalt and concrete quickly, precisely and conveniently. Get excited about the first-class cutting performance!

### Comfort

- Large, easy-to-remove water tank
- Low weight (< 95 kg)
- Low hand-arm vibration (HAV) values (below 5 m/s<sup>2</sup>)\*
- Stable guidance thanks to high tensile strength frame and sturdy wheels

### Performance

- 20% faster walking speed than comparable equipment
- Continuously adjustable cutting depth to 195 mm

### Maintenance

- Lifelong lubricated bearings reduce maintenance effort
- Optimal coordination of center of gravity and torque
- Water sprinkling on both sides of the cutting blades for a long service life



\* The hand-arm vibrations are therefore below the threshold of 5 m/s<sup>2</sup>, which allows for a continuous use of up to eight hours a day. (According to EU-directive EU 2002/44/EC)

## Cut-off saws.

From masonry to reinforcements to concrete: The gasoline cut-off saw from Wacker Neuson always cuts absolutely reliably and is extremely durable and efficient in application.

### Efficiency

- Work dust-free with a large pressurized water tank (accessories)

### Performance

- High-torque engine
- High level of cutting performance for productive working

### Comfort

- Convenient soft start
- Low hand-arm vibration values (below 5 m/s<sup>2</sup>)\*

### Quality

- Sturdy design with low wear
- High level of reliability in everyday construction site use

### Maintenance

- Three-stage air filter system ensures a constant high engine output and minimized air filter service



The **central lifting point** provides balance and ensures that the rear wheels always touch the ground first.



The **largest water tank in its class:** 20 l on the BFS735 and 940 or 32 l on the BFS1345 and 1350.



The **optionally available handle grip** facilitates transport of the equipment.

### Efficient 3-level air cleaner system

The optimal filter method for a long service life of the air cleaner: The cyclonic filter **1** and the foam material prefilter **2** largely rid the intake air from dirt particles. Only then does the pre-cleaned air reach the main filter **3**.



**1** Cyclonic filter



**2** Foam material prefilter



**3** Main filter

# Accessories. Demolition technology.

## Diamond blades.

The diamond blades from Wacker Neuson provide for a clean, perfect cut, allow for efficient work in a variety of application areas as well as with different materials and are available in three performance ranges.



### The right blade for any application.

Performance range	★★★★★	★★★★☆	★★★☆☆
Segment height	12 mm	10 mm	8 mm
	Optimal for powerful machines in daily application due to the extremely high cutting performance and a very good service life.	Outstanding cutting quality, extremely solid in service life: the best choice for frequent use.	Ideal for occasional use – with a neat cutting performance and service life.

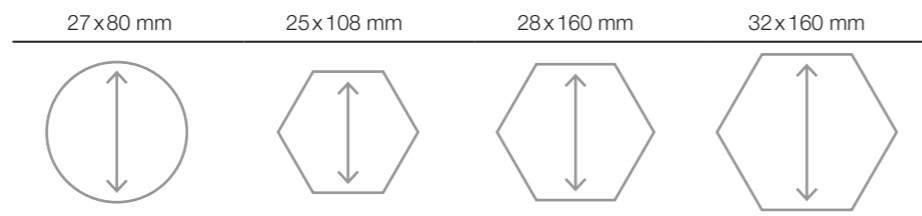
## Chisel and tie-tamping tools.

Regardless of whether you are using a moil point, a flat or bolster chisel, or tie-tamping tools: You are ideally equipped for any application with our unique selection for all common tool holders (also in various effective lengths)!



### Chisel product range with four tool holders:

Use our versatile chisel product range and expand the application areas for your breakers. Our selection of chisels in various effective lengths also fits breakers from other manufacturers.



# Technical data. Demolition technology.

## Gasoline breakers.

	Unit	BH40	BH55				BH55rw Tool holder				BH65			
Tool holder	mm	∅ 27x80	∅ 27x80	hex 25x108	hex 28x160	hex 28x160	hex 32x160	∅ 27x80	∅ 27x80	∅ 27x80	hex 25x108	hex 28x160	hex 32x160	
L x W (without tool)	mm	843 x 492	777 x 492	791 x 492	833 x 492	898 x 492		842 x 492		848 x 492	858 x 492	905 x 492		
Height (without tool)	mm	318	346				346				346			
Weight	kg	20.5	22.8	22.7	23.8	25.2		24.2		24.2	24.1	25.2	25.1	
Percussion rate	rpm	1,650	1,300				1,350	1,300	1,300	1,350	1,300	1,250	1,250	
Single stroke impact energy	J	40	55				55				55	65	65	
Rated power	kW	1.6	1.6				1.6				1.7			
Nominal speed	rpm	4,150	4,250				4,500				4,100			
Tank capacity (fuel)	l	1.8	1.8				1.8				20			

## Floor saws.

	Unit	BFS735	BFS940	BFS1345	BFS1350	BTS635
Max. cutting depth	mm	120	145	170	195	12.8
Length of guide wheel folded up	mm	746	826	801	826	825
Width	mm	833	905	488	568	315
Weight	kg	69	86	93	94	11.3
Min. blade diameter	mm	350	350	350	350	300
Max. blade diameter	mm	350	400	450	500	350
Rated power at 3,600 l/min	kW	3.7	6.3	8.7	8.7	4.3
Tank capacity (fuel)	l	3.1	5.3	6.1	6.1	1.1

## Engine-driven pumps.

From fresh water to dirty water with larger solids: The engine-driven pumps from Wacker Neuson were designed and developed for a variety of requirements for draining construction sites. Due to the high quality and durable components, you also benefit from a high level of reliability and reduced maintenance costs.

### PG series: dewatering pumps for fresh water

- High discharge volume
- Simple operation and handling
- Sturdy protective frame usable as a lift handle for easy transport



### PT series: centrifugal pumps for dirty water

- Very high discharge volume, ideal for quick drainage
- Automatic shutdown in the event of a low oil level prevents damage to the machine
- Self-priming
- Easily replaceable wear parts
- Easily startable brand engines



### PDI series: diaphragm pumps for dirty water

- Handles solids content up to 41 mm
- Safe to dry run, so operation without supervision is possible
- Reinforced diaphragm for particulate matter with sharp-edged parts
- Continuous pump operation due to pressure compensating chamber
- Easy to transport, as the pump, including the intake and pressure pipe joints, is compactly designed



## Electric submersible pumps.

The electric submersible pumps by Wacker Neuson are extremely sturdy, wear-resistant and perform extremely well in extreme situations: Whether dealing with large discharge volumes and heads or whether the fluid to be conveyed is only a few millimeters high. You can always rely on our submersible pumps.



### Single-phase pumps (1~) and three-phase pumps (3~)

- Extremely high discharge volume with up to 2,440 l/min
- Convey particulate matter up to 9.5 mm in size
- Safe to run dry: no burn-out, even when operated with lasting lack of water
- Extremely durable: internal, mechanical seal of silicon carbide in the oil bath
- With Schuko plug, optionally also combinable with motor protection, float and phase inverter. Model variants with lateral outlet or automatic operation available
- Integrated thermal overload protection breaker prevents damage to the motor

### Typical application areas.

	Application areas
<b>PG series</b>	Basement flooding, watering and draining garden ponds and swimming pools, irrigation for gardening and landscaping
<b>PT series</b>	Excavations, pipeline construction, gravel pits, trench applications as well as sites where large volumes of water need to be moved quickly, such as disaster control
<b>PDI series</b>	Drainage of sludge masses and seepage areas, basement flooding, seepage water on construction sites
<b>Single-phase pumps</b>	Basement flooding, watering and draining garden ponds or swimming pools
<b>Three-phase pumps</b>	Water drainage, construction sites flooding, concrete treatment plants in ready-mixed concrete and precast plants, gravel pits



**Time-tested and proven in application:** high performance power cable with strain relief and high-quality insulation for our pumps.



**Electric submersible pumps that are safe to dry run:** even during long intermittent operation due to lack of water thanks to the built-in oil lifter.



## Technical data.

### Engine-driven pumps.

#### Fresh water pumps.

	Unit	PG2	PG3
Intake and pressure pipe joints diameter	mm	50	75
Length	mm	480	515
Width	mm	375	405
Height	mm	395	460
Operating weight	kg	24	31
Total head	m	30	30
Max. discharge volume	l/min	600	1,000
Max. solids diameter	mm	6.5	6.5
Engine manufacturer	-	Honda	Honda

#### Diaphragm Pumps.

	Unit	PDI2A	PDI3A
Intake and pressure pipe joints diameter	mm	50	75
Length	mm	996	1,057
Width	mm	455	455
Height	mm	585	589
Operating weight	kg	59	63
Total head	m	15	15
Max. discharge volume	l/min	189	333
Max. solids diameter	mm	38	41
Engine manufacturer	-	Honda	Honda

#### Centrifugal pumps.

	Unit	PT2A	PT3A	PTS4V
Intake and pressure pipe joints diameter	mm	50	75	100
Length	mm	550	673	915
Width	mm	466	508	890
Height	mm	501	571	890
Operating weight	kg	43	67	150
Total head	m	32	29.5	32
Max. discharge volume	l/min	625	1,315	2,609
Max. solids diameter	mm	25	38	50
Engine manufacturer	-	Honda	Honda	Vanguard

## Technical data.

### Electric submersible pumps.

#### 1~ trash pumps.

	Unit	PST2 400	PST3 750	PS2 500	PSA2 500	PS2 800	PSA2 800	PS2 1500
Discharge tube diameter	mm	50	80	50	50	50	50	50
Length	mm	265	285	185	220	187	223	187
Width	mm	185	184	185	185	187	187	187
Height	mm	330	389	355	355	341	341	600
Operating weight	kg	11.3	19	9.5	10	13.2	13.8	32.5
Total head	m	12	18	11	11	15	15	17.5
Max. discharge volume	l/min	200	300	220	200	310	310	420
Max. solids diameter	mm	9.5	7	6	6	6	6	6
Voltage	V	230	230	230	230	230	230	230

#### 3~ dirty water pumps 1.5–2.2kW.

	Unit	PS2 1503	PS3 1503	PS2 1503L	PSA2 1503L*	PS2 2203	PS3 2203	PS2 2203L	PS2 2203L**
Discharge tube diameter	mm	50	75	50	50	50	75	50	50
Length	mm	235	235	240	240	235	235	240	240
Width	mm	215	215	240	240	215	215	240	240
Height	mm	550	550	392	482	570	570	412	482
Operating weight	kg	29	29	19.5	20	32	32	23	23.5
Total head	m	21.5	14.4	20	20	26	20.4	24	24
Max. discharge volume	l/min	430	670	420	420	500	800	530	530
Max. solids diameter	mm	8.5	8.5	8.5	8.5	8.5	8.5	8.5	8.5
Voltage	V	400	400	400	400	400	400	400	400

#### 3~ dirty water pumps 3.7–11 kW.

	Unit	PS2 3703	PS3 3703	PS4 3703	PS3 5503	PS4 5503	PS4 7503HH	PS4 7503HF	PS4 11003HH	PS4 11003HF
Discharge tube diameter	mm	50	75	100	75	100	100	100	100	100
Length	mm	285	285	285	305	305	330	330	375	375
Width	mm	250	250	250	260	260	315	315	350	350
Height	mm	655	655	675	695	705	785	785	805	805
Operating weight	kg	55	55	55	66	66	93	93	130	130
Total head	m	36.5	29	18	32	22.5	40	31	48.5	32.5
Max. discharge volume	l/min	450	900	1,440	1,100	1,750	1,400	2,040	1,440	2,440
Max. solids diameter	mm	8.5	8.5	8.5	8.5	8.5	8.5	20	8.5	20
Voltage	V	400	400	400	400	400	400	400	400	400

\* Automatic version available: PSA2 1503L: Weight 20 kg, height: 482 mm.  
 \*\* Automatic version available: PSA2 2203L: Weight 23.5 kg, height: 482 mm.

## Light tower.

When it comes to a mobile, powerful and continuous light supply for construction sites, road repairs at night or events, our light tower is indispensable.

### Performance

- 4 multi-LED panels to illuminate an area of 30,200 m<sup>2</sup>
- 150 hours running time (light only) on one full tank
- 7.8 m high tower, which can be extended upward electro-hydraulically at the push of a button

### Efficiency


- Lighting times programmable or automatically controllable by light sensor
- Clear and easily understandable operating panel

### Safety

- AMOSS safety system to automatically lower the tower when the brake of the trailer is released
- 4 stable leveling jacks and leveling bubble for safe leveling of the machine
- Sturdy plastic hood to protect the engine
- Wind sensor automatically lowers the tower when the wind force is high

### Transport

- Compact dimensions allow easy transport and space-saving storage
- Trailer with European road circulation approval and ball-shaped trailer hitch, also available with height adjustable drawbar
- Forklift pockets on four sides
- Stable lifting eye
- Weight is less than 750 kg; so the Light Tower can be towed with a car driver's license as well



### Technical data.

	Unit	LTN5
Length	mm	2,620
Width	mm	1,165
Height	mm	2,700
Weight	kg	695
Max. mast height	m	7.8
Type of lamp	W	Multi-LED panel (4 x 400 W)
Illumination surface	m <sup>2</sup>	30,200 (5 Lux min)
Engine	-	Yanmar (2TNV70)
Running time (light only)	h	115



Control panel can also be used quickly by inexperienced operators.



Wind sensor automatically lowers the tower when the wind force is high.



Lifting eye for easy transport.



4 x 400 W for illumination of up to 30,200 m<sup>2</sup>.

## Generators, GS series (12 kW) and GV series (up to 7 kW).

Whether in the construction industry or at events – the generators of our GV and GS series are reliable and economical power providers on which you can depend. You can choose from six models, depending on your requirements.

### Performance

- Large tank with long running time
- The Honda 4-stroke motor with mechanical voltage regulation ensures reliable power output even in continuous operation

### Safety

- No grounding necessary in normal operation
- GS series: the generator has an insulation monitoring device providing additional safety

### Comfort

- Compact dimensions simplify transport and storage
- GV series: available as accessory: wheel set with foldable handles
- GS series: sturdy wheels and handles integrated as standard



GV7000



GS12

### Plug receptacles for any requirement:



Schuko 230 V, 16 A

1~ CEE 3P, 230 V, 16 A

1~ CEE 3P, 230 V, 32 A

3~ CEE 4P, 400 V, 16 A

GV2500	● (2x)	-	-	-
GV5000	● (2x)	-	-	-
GV5003	●	●	-	●
GV7000	●	-	●	-
GV7003	●	●	-	●

● Standard – not available

## Charging box.

The charging box CB250 is a power bank, which allows working on the construction site energy self-sufficiently. The charging box extends the capacity of zero emission products, prevents peak loads in the network and can provide the entire construction site with electricity.



CB250

### Performance

- No noise or exhaust emissions of any kind
- Two operating modes: Isolated operation for self-sufficient power supply, or network operation for simultaneous charging and discharging
- Equipped with various plug receptacles as standard (16 A / 400 V, 32 A / 400 V output: 230 V Schuko, 16 A / 400 V, 32 A / 400 V)

### Comfort

- Transport possible via lifting eye or pallet fork
- Simple handling through intuitive start process, and "Plug & Play"

	Unit	CB250
Weight	kg	650
Dimensions	mm	1,480 x 820 x 1,105
Class rating	-	IP54
Temperature range	°C	-20 – +40 ambient temperature
Cooling	-	Air-cooled
Electrical frequency	Hz	50
Electrical load rating	kVA	50
Charging time	h	< 4.5 (16 A)
Capacity	kWh	25



Provides the entire construction site with power, self-sufficiently or operated with network power.



Also available as a version with trailer.

## Technical data. Generators.

	Unit	GV 2500	GV 5000	GV 5003	GV 7000	GV 7003	GS 12
Output current	A for 1~ A for 3~	10 –	17.8 –	25.1 8.0	14.1 –	14.1 10.8	17.1 27.1
Output frequency	Hz	50	50	50	50	50	50
Power factor	cos φ at 1~ cos φ at 3~	0.9 –	0.9 –	0.9 0.8	0.9 –	0.9 0.8	1.0 0.8
Generator continuous (prime) power output (COP)	kW for 1~ kW for 3~	2.1 –	3.9 –	3.2 4.2	5.0 –	3.2 5.7	6.0 12.0
Var. gen. continuous (prime) power output (PRP)	kW	2.1	3.9	4.3	5.2	5.6	9.4
Generator maximum power output (MAX)	kW	2.9	4.6	5.1	7.0	7.0	13.4
Main fuse	A	12.1	20.1	10.3	25.1	10.3	16
Available voltages	V for 1~ V for 3~	230 –	230 –	230 400	230 –	230 400	230 400
Plug receptacles type	–	2xSchuko 230 V, 16 A	2xSchuko 230 V, 16 A	1xSchuko 230 V, 16 A 1x1~CEE 3P, 230 V, 16 A 1x3~CEE 4P, 400 V, 16 A	1xSchuko 230 V, 16 A 1x1~CEE 3P, 230 V, 32 A	1xSchuko 230 V, 16 A 1x1~CEE 3P, 230 V, 16 A, 1x3~CEE 4P, 400 V, 16 A	2xSchuko 230 V, 16 A 1xCEE, 230 V, 16 A 1xCEE, 400 V, 16 A
Plug receptacles	Number	2	2	3	2	3	4
Tank capacity	l	11.0	11.0	11.0	11.0	11.0	24.0

## Overview of current consumers.

### Concrete technology.

	Voltage frequency (V/Hz)	Input current (A)	Type	Power output (VA)	GV 2500	GV 5000	GV 5003	GV 7000	GV 7003	G 7	GS 12
IRFLU30-65	230/50	2.2–10.0	ind.	1,380	●	●	●	●	●	●	●
IRSE-FU30-57	230/50	3.5–6.0	ind.	1,380	●	●	●	●	●	●	●
IEC38-58	230/150	3–5	ind.	420–700	●	●	●	●	●	●	●
FUH20	230/50	7.8	ind.	1,800	●	●	●	●	●	●	●
FU1.5/200W	230/50	9.0	ind.	2,100	●	●	●	●	●	●	●
FU1.8/200	400/50	5.0	ind.	3,500	–	–	–	–	●	●	●
FU4/200	400/50	10.0	ind.	6,900	–	–	–	–	–	●	●
FU5z	400/50	13.2	ind.	9,200	–	–	–	–	–	–	●
FUE1	230/50	9.6	ind.	2,200	●	●	●	●	●	●	●
FUE2	230/50	13.0	ind.	3,000	–	●	●	●	●	●	●
KTU2	230/50	13.0	ind.	3,000	–	●	●	●	●	●	●
FUE6/O42/ 200WSC	230/50	9.6–14.8	ind.	5,500	–	–	–	–	–	●	●
M1500	230/50	4.5	ind.	1,500	●	●	●	●	●	●	●
M2500	230/50	6.5	ind.	2,500	●	●	●	●	●	●	●

### Single-phase pumps.

	Voltage frequency (V/Hz)	Input current (A)	Type	Power output (VA)	GV 2500	GV 5000	GV 5003	GV 7000	GV 7003	G 7	GS 12
400W	230/50	–	ind.	600*	●	●	●	●	●	●	●
500W	230/50	–	ind.	670*	●	●	●	●	●	●	●
750W	230/50	–	ind.	1,450*	●	●	●	●	●	●	●

### Three-phase pumps.

	Voltage frequency (V/Hz)	Input current (A)	Type	Power output (VA)	GV 2500	GV 5000	GV 5003	GV 7000	GV 7003	G 7	GS 12
1,500 W	400/50	–	ind.	2,350*	–	–	–	–	**	●	●
2,200 W	400/50	–	ind.	3,800*	–	–	–	–	–	–	●
3,700 W	400/50	–	ind.	5,190*	–	–	–	–	–	–	–
5,500 W	400/50	–	ind.	7,470*	–	–	–	–	–	–	–
7,500 W	400/50	–	ind.	9,900*	–	–	–	–	–	–	–
11,000 W	400/50	–	ind.	14,500*	–	–	–	–	–	–	–

### Electric space heaters.

	Voltage frequency (V/Hz)	Input current (A)	Type	Power output (VA)	GV 2500	GV 5000	GV 5003	GV 7000	GV 7003	G 7	GS 12
Fan heater (3 kW)	230/50	–	ind.	3,000	●	●	●	●	●	●	●

### Gas/oil-fired space heaters and air dehumidifiers.

	Voltage frequency (V/Hz)	Input current (A)	Type	Power output (VA)	GV 2500	GV 5000	GV 5003	GV 7000	GV 7003	G 7	GS 12
Gas space heaters	230/50	–	–	–	●	●	●	●	●	●	●
Oil-fired space heaters	230/50	–	–	–	●	●	●	●	●	●	●

### Lighting.

	Voltage frequency (V/Hz)	Input current (A)	Type	Power output (VA)	GV 2500	GV 5000	GV 5003	GV 7000	GV 7003	G 7	GS 12
HQI light balloon	230/50	–	–	–	○	●	●	●	●	●	●
Halogen light balloon	230/50	–	ohm.	500–2,000	●	●	●	●	●	●	●

● suitable ○ suitable with restrictions – not suitable ind. Inducti ohm. Ohmic  
\* Full load/start \*\* Application only permitted with additional personal protection switch

# Wacker Neuson – all it takes.



Concrete technology



Vibratory rammers



Vibratory plates



Rollers



Demolition technology



Generators



Lighting



Pumps



Excavators



Wheel loaders



Telehandler



Dumpers



Financial solutions



Repair & maintenance



Academy



EquipCare & EquipCare Pro



Rental



Concrete specialists



eStore



Spare parts



Used machines



ConcreTec

